

# JOB DEMAND REPORT

## MAY 2023

### HIGHLIGHTS

JOB POSTINGS BY THE NUMBERS				# OF DAYS POSTED	
POSTING COUNT	NEW THIS MONTH	COMPANIES	JOB BOARDS	AVERAGE	MEDIAN
5,513	2,853	1,809	30	26.7	21

### REPORT BUILDER

The default filter selection below will show all job demand data for the month. You can use the filters to create a customized report for the purpose of understanding a subset of the data.

#### OCCUPATION FILTERS

SKILL TYPE NAME / 1-DIGIT NOC	▼
MAJOR GROUP / 2-DIGIT NOC	▼
MINOR GROUP / 3-DIGIT NOC	▼
UNIT GROUP / 4-DIGIT NOC	▼
SKILL LEVEL	▼
JOB TYPE	▼
JOB DURATION	▼
ADDITIONAL LANGUAGE	▼
SPECIFIC JOB TAGS	▼

#### OTHER FILTERS

MUNICIPALITY	▼
COUNTY	▼
JOB BOARD	▼

NOC = National Occupation Classification | NAICS = North American Industry Classification System

Page 1 of 13

**Source:**

Job posting data collected by Eastern Workforce Innovation Board from job boards and employer websites who recruit candidates in Frontenac County, the United Counties of Leeds and Grenville and Loyalist Township.

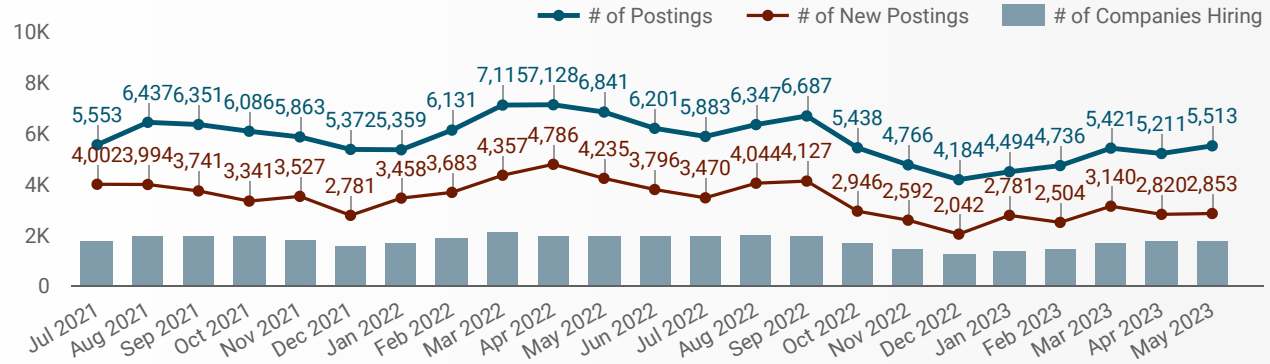


This Employment Ontario service is funded in part by the Government of Canada and the Government of Ontario.

Ce service Emploi Ontario est financé en partie par le gouvernement du Canada et le gouvernement de l'Ontario.

## JOB POSTINGS BY MONTH

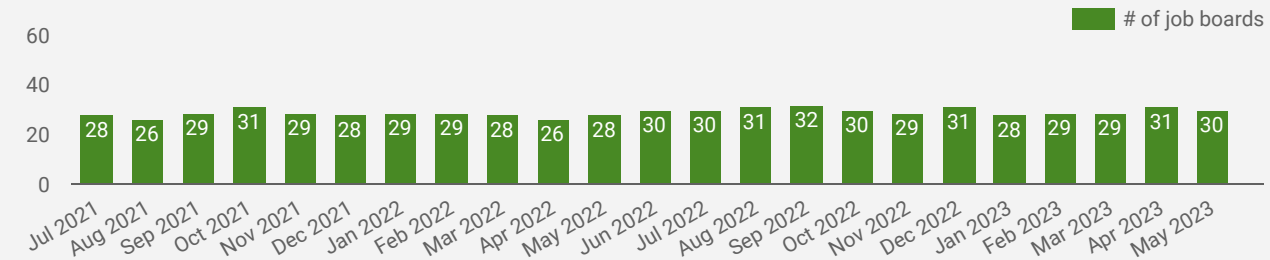
How many job postings were active for at least 1 day this month?



NOTE: This graph cannot be filtered using the controls on the cover page

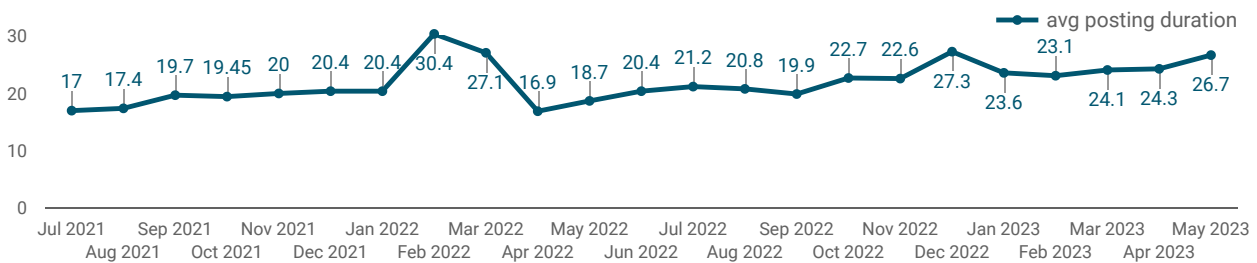
## NUMBER OF ACTIVE JOB BOARDS

How many job postings were active for at least 1 day this month on these job boards?



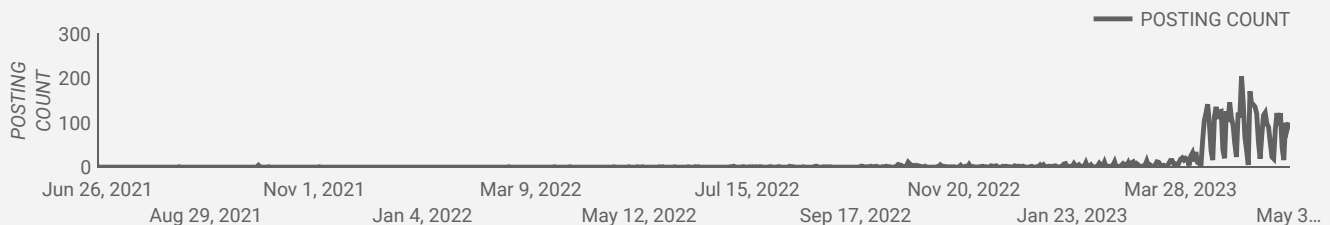
## AVG & MEDIAN POSTING LENGTH BY DAYS

How long are employers having to recruit for to find candidates to fill their job vacancies?



## POST DATE TIMELINE FOR THIS MONTH'S ACTIVE JOB POSTINGS

How many job postings were active for at least 1 day this month?



## JOB POSTINGS BY MUNICIPALITY

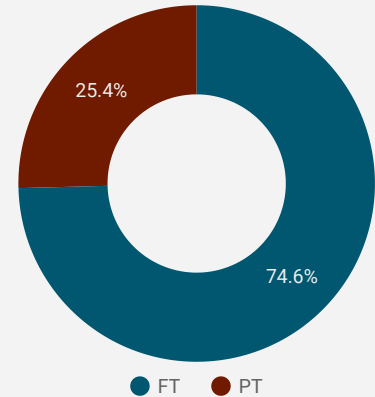
How many job postings were active for at least 1 day this month?

	MUNICIPALITY	POSTING COUNT	AVG POSTING LENGTH IN DAYS	MEDIAN POSTING LENGTH IN DAYS
1.	City of Kingston	3,685	27.3	21
2.	City of Brockville	1,062	24.1	21
3.	Town of Gananoque	337	23.9	21
4.	Town of Prescott	125	21.1	21
5.	Loyalist Township	85	38.2	21
6.	Township of South Frontenac	55	57.4	21
7.	Township of Rideau Lakes	36	22.2	21
8.	Township of Leeds and the Thousand Islands	35	20.8	21
9.	Township of Athens	31	19.9	21
10.	Township of Front of Yonge	20	17.5	21
11.	Township of Central	11	43.4	16

1 - 18 / 18 < >

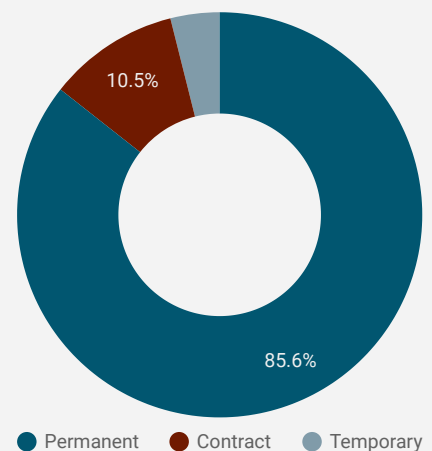
## JOB TYPE

Full-time vs Part-time



## JOB DURATION

Permanency of jobs posted



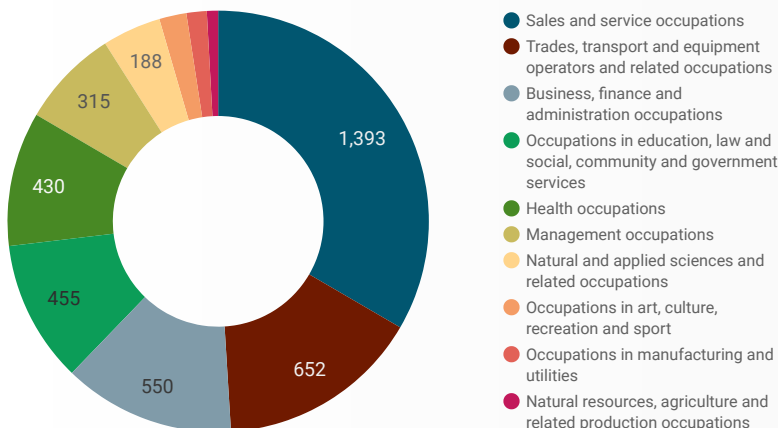
## JOB POSTINGS BY COUNTY/CITY

How many job postings were active for at least 1 day this month?

	UPPER TIER	POSTING COUNT	AVG POSTING LENGTH IN DAYS	MEDIAN POSTING LENGTH IN DAYS
1.	Frontenac County	3,759	27.8	21
2.	United Counties of Leeds and Grenville	1,657	23.5	21
3.	County of Lennox and Addington	85	38.2	21

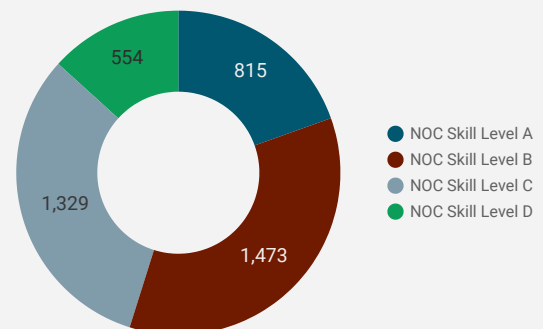
## JOB POSTINGS BY JOB CATEGORY

What broad occupational category is being recruited?



## JOB POSTINGS BY SKILL LEVEL

What education do occupations typically require?



Skill Level A = Usually University education | Skill Level B = Usually College education or Apprenticeship training | Skill Level C = Usually Secondary education or occupation-specific training | Skill Level D = Usually on-the-job training

## TOP HIRING EMPLOYERS & AGENCIES

Who is hiring?

	COMPANY	MUNICIPALITY	POSTINGS COUNT	AVG POSTING LENGTH IN DAYS	MEDIAN POSTING LENGTH IN DAYS
1.	Kingston Health Sciences Centre	City of Kingston	250	36.4	21
2.	Queen's University	City of Kingston	203	17.7	21
3.	Brockville General Hospital	City of Brockville	107	22.3	21
4.	Upper Canada District School Board	City of Brockville	59	22.5	23
5.	Sienna Senior Living	City of Kingston	47	25.4	21
6.	City of Kingston	City of Kingston	40	31.1	21
7.	St. Lawrence College	City of Kingston	38	16.6	21
8.	The City of Kingston	City of Kingston	34	20.0	21
9.	Lowe's	City of Kingston	34	17.5	21
10.	Trillium Health Care Products Inc.	City of Brockville	33	25.7	21
11.	CFMWS	City of Kingston	33	21.0	21
12.	Kijiji	City of Kingston	31	15.6	16
13.	Canadian Forces Morale and Welfare Services - CFMWS	City of Kingston	30	23.2	9
14.	Loblaws	City of Kingston	24	21.0	21
15.	Gibson Family Health Care	Town of Gananoque	24	22.9	24
16.	KEYS Employment & Newcomer Services	City of Kingston	24	14.9	16
17.	St. Lawrence Youth Association	City of Kingston	23	10.7	7
18.	RONA	City of Kingston	23	26.4	21
19.	Biscuits Leclerc LtÃ©e	City of Brockville	23	32.3	28
20.	VON Canada	City of Kingston	22	66.3	35
21.	Ministry of Transportation	City of Kingston	22	25.1	19
22.	North American Staffing Services	City of Kingston	21	21.0	21
23.	KEYS Employment & Newcomer Services	Town of Gananoque	20	26.0	21
24.	Toronto Catholic District School Board	City of Brockville	20	21.0	21
25.	Paladin Security	City of Kingston	20	41.0	21
26.	Bayshore HealthCare	City of Kingston	18	20.2	21
27.	Limestone District School Board	City of Kingston	18	26.0	15
28.	Revera Inc.	City of Kingston	17	70.0	39
29.	BGC South East	City of Kingston	17	19.8	21
30.	BELFOR Canada	City of Kingston	16	21.0	21

## TOP HOURLY WAGES IN JOB POSTINGS

What are employers willing to pay to find the perfect candidate?

# of Minimum Wage Job Postings



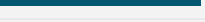








179

	JOB TITLE	COMPANY	LOCATION	HOURLY WAGE ▾
1.	Psychotherapist	KuRated Care Inc	City of Kingston	200 
2.	Social Worker	KuRated Care Inc	City of Kingston	200 
3.	Technology Architect	Jobgini	City of Kingston	110 
4.	Registered Psychotherapist - Independent Contractor Position (brockville)	Courtney James Counselling and Psychotherapy	City of Brockville	85 
5.	Registered Nurse	Staffy	City of Kingston	80 
6.	Part Time Np Or Pa For Busy Family Practice	Family Doctor's Office	City of Brockville	80 
7.	Project Manager	301 SPA BY THE RIVER	City of Brockville	79 
8.	Nurse Practitioner For A National Clinic Network Serving Veterans	MDSearch	City of Kingston	75 
9.	Dental Hygienist	Yonge Finch Dental	City of Kingston	70 
10.	Mri Technologist	Universal Health Group	City of Kingston	70 
11.	Dental Hygienist	Cataraqui Woods Dentistry	City of Kingston	70 
12.	Registered Nurse (nights)	We Care4 U staffing Solution inc.	City of Kingston	65 

1 - 100 / 1628 < >

## TOP SALARIES IN JOB POSTINGS

What are employers willing to pay to find the perfect candidate?

	JOB TITLE	COMPANY	LOCATION	ANNUAL SALARY ▾
1.	Family Physician	Quarry Chiropractic and Wellness Centre	City of Kingston	250,000 
2.	Realtor®	The Krishan Nathan Group	City of Kingston	250,000 
3.	B2c Sales Agent	Centennial Windows & Doors	City of Kingston	250,000 
4.	REALTOR®	The Krishan Nathan Group	City of Kingston	250,000 
5.	Insurance Broker	Billyard Insurance Group	City of Kingston	200,000 
6.	Director - Protection Services	Kingston Health Sciences Centre	City of Kingston	154,665 
7.	Director - Protection Services (92603)	Kingston Health Sciences Centre	City of Kingston	154,665 
8.	Regional Lumeo Operations Director - Lumeo Program	Kingston Health Sciences Centre	City of Kingston	154,664 
9.	Real Estate Sales Representative	Royal LePage Real Estate	City of Kingston	150,000 
10.	Fractional Cfo	The CFO Centre	City of Kingston	150,000 
11.	Civil Engineer	J.L. Richards & Associates Ltd	City of Kingston	150,000 

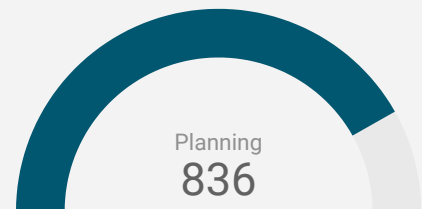
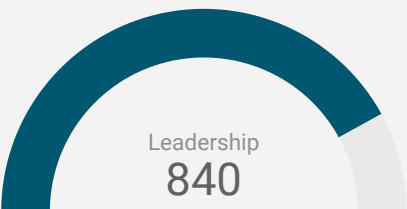
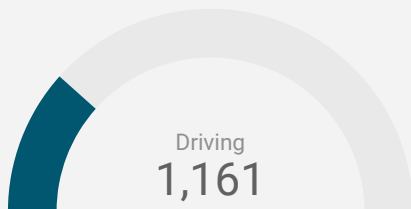
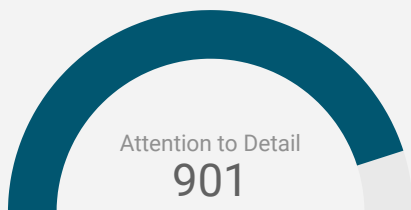
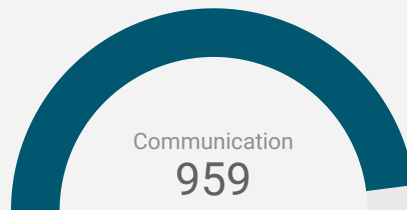
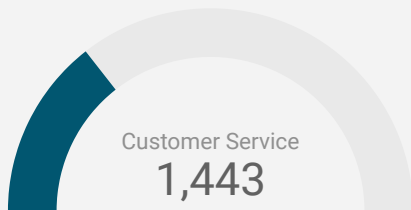
1 - 100 / 2029 < >

## TOP IN-DEMAND SKILLS

How many times were these skills found in job postings?

ACTIVE JOB POSTINGS THIS MONTH

5,513



## KEY JOB REQUIREMENTS

How often are these requirements desired in job postings?

ACTIVE JOB POSTINGS THIS MONTH

5,513



Driver's License  
132



First Aid  
400



Regular Access to a Vehicle  
292



Criminal Record Check  
646



Microsoft Office  
389



Food Safety  
126

## JOB POSTINGS BY SKILL LEVEL, FREQUENCY, & DURATION

What jobs are in-demand and/or hard to fill?

	4 DIGIT NOC	4 DIGIT NOC NAME	SKILL LEVEL	POSTING COUNT	AVG POSTING LENGTH IN DAYS	MEDIAN POSTING LENGTH IN DAYS
1.	6421	Retail salespersons	NOC Skill Level C	265	29.7	21
2.	6322	Cooks	NOC Skill Level B	170	32.9	21
3.	4412	Home support workers, housekeepers and related occupations	NOC Skill Level C	156	26.8	21
4.	6711	Food counter attendants, kitchen helpers and related support occupations	NOC Skill Level D	107	22.9	21
5.	6731	Light duty cleaners	NOC Skill Level D	99	39.8	21
6.	7511	Transport truck drivers	NOC Skill Level C	98	23.8	21
7.	0621	Retail and wholesale trade managers	NOC Skill Level A	90	20.9	21
8.	6552	Other customer and information services representatives	NOC Skill Level C	88	24.6	21
9.	1241	Administrative assistants	NOC Skill Level B	86	28.2	21
10.	3233	Licensed practical nurses	NOC Skill Level B	85	36.5	21
11.	7452	Material handlers	NOC Skill Level C	80	20.5	21
12.	7611	Construction trades helpers and labourers	NOC Skill Level D	77	22.6	21
13.	4212	Social and community service workers	NOC Skill Level B	74	21.4	21
14.	7271	Carpenters	NOC Skill Level B	70	25.0	21
15.	6622	Store shelf stockers, clerks and order fillers	NOC Skill Level D	70	17.3	21
16.	3012	Registered nurses and registered psychiatric nurses	NOC Skill Level A	67	43.8	21
17.	6311	Food service supervisors	NOC Skill Level B	61	48.3	21
18.	6513	Food and beverage servers	NOC Skill Level C	59	24.7	21
19.	1221	Administrative officers	NOC Skill Level B	55	23.0	21
20.	6211	Retail sales supervisors	NOC Skill Level B	54	32.3	21
21.	5254	Program leaders and instructors in recreation, sport and fitness	NOC Skill Level B	53	41.0	21
22.	0631	Restaurant and food service managers	NOC Skill Level A	51	35.8	21
23.	7514	Delivery and courier service drivers	NOC Skill Level C	48	21.7	21
24.	6611	Cashiers	NOC Skill Level D	46	25.8	21
25.	7321	Automotive service technicians, truck and bus mechanics and mechanical repairers	NOC Skill Level B	40	41.6	21
26.	1414	Receptionists	NOC Skill Level C	39	20.1	21
27.	6541	Security guards and related security service occupations	NOC Skill Level C	38	39.8	21
28.	2171	Information systems analysts and consultants	NOC Skill Level A	36	30.8	21
29.	6733	Janitors, caretakers and building superintendents	NOC Skill Level D	34	21.6	21

## JOB POSTINGS BY 3-DIGIT NATIONAL OCCUPATION CLASSIFICATION

What jobs are hard to fill and/or in-demand?

	3 DIGIT NOC	3 DIGIT NOC NAME	SKILL LEVEL	POSTING COUNT	AVG POSTING LENGTH IN DAYS	MEDIAN POSTING LENGTH IN DAYS
1.	642	Retail salespersons	NOC Skill Level C	114	15.5	21
2.	441	Home care providers and educational support occupations	NOC Skill Level C	90	17.8	21
3.	751	Motor vehicle and transit drivers	NOC Skill Level C	84	18.4	21
4.	632	Chefs and cooks	NOC Skill Level B	83	16.1	21
5.	673	Cleaners	NOC Skill Level D	70	18.7	21
6.	421	Paraprofessional occupations in legal, social, community and education services	NOC Skill Level B	61	13.9	14
7.	655	Customer and information services representatives	NOC Skill Level C	55	13.8	18
8.	124	Office administrative assistants - general, legal and medical	NOC Skill Level B	54	15.5	15
9.	062	Retail and wholesale trade managers	NOC Skill Level A	47	17.9	21
10.	671	Food counter attendants, kitchen helpers and related support occupations	NOC Skill Level D	45	17.0	21
11.	662	Other sales support and related occupations	NOC Skill Level D	42	12.4	14
12.	745	Longshore workers and material handlers	NOC Skill Level C	41	14.4	21
13.	323	Other technical occupations in health care	NOC Skill Level B	40	16.0	21
14.	122	Administrative and regulatory occupations	NOC Skill Level B	37	16.0	20
15.	651	Occupations in food and beverage service	NOC Skill Level C	36	18.5	21
16.	727	Carpenters and cabinetmakers	NOC Skill Level B	35	18.9	21
17.	141	General office workers	NOC Skill Level C	35	16.1	19.5
18.	143	Financial, insurance and related administrative support workers	NOC Skill Level C	33	14.3	14
19.	761	Trades helpers and labourers	NOC Skill Level D	32	19.2	21
20.	152	Supply chain logistics, tracking and scheduling co-ordination occupations	NOC Skill Level C	30	15.7	21
21.	341	Assisting occupations in support of health services	NOC Skill Level C	26	20.3	21
22.	063	Managers in food service and accommodation	NOC Skill Level A	26	17.4	21
23.	621	Retail sales supervisors	NOC Skill Level B	25	15.6	21
24.	525	Athletes, coaches, referees and related occupations	NOC Skill Level B	24	19.2	21
25.	415	Social and community service professionals	NOC Skill Level A	24	15.3	21
26.	301	Professional occupations in nursing	NOC Skill Level A	23	19.2	21
27.	654	Security guards and related security service occupations	NOC Skill Level C	22	11.9	14.5
28.	321	Medical technologists and technicians (except dental health)	NOC Skill Level B	21	16.9	21
29.	416	Policy and program researchers, consultants and officers	NOC Skill Level A	19	9.1	7.5



## JOB POSTINGS BY 2-DIGIT NATIONAL OCCUPATION CLASSIFICATION

What jobs are hard to fill and/or in-demand?

	2 DIGIT NOC	2 DIGIT NOC NAME	SKILL LEVEL	POSTING COUNT	AVG POSTING LENGTH IN DAYS	MEDIAN POSTING LENGTH IN DAYS
1.	65	Service representatives and other customer and personal services occupations	NOC Skill Level C	133	15.4	21
2.	67	Service support and other service occupations, n.e.c.	NOC Skill Level D	124	18.1	21
3.	64	Sales representatives and salespersons - wholesale and retail trade	NOC Skill Level C	120	15.9	21
4.	63	Service supervisors and specialized service occupations	NOC Skill Level B	116	16.3	21
5.	12	Administrative and financial supervisors and administrative occupations	NOC Skill Level B	99	16.2	21
6.	75	Transport and heavy equipment operation and related maintenance occupations	NOC Skill Level C	98	17.5	21
7.	44	Care providers and educational, legal and public protection support occupations	NOC Skill Level C	94	17.3	21
8.	06	Middle management occupations in retail and wholesale trade and customer services	NOC Skill Level A	75	17.9	21
9.	14	Office support occupations	NOC Skill Level C	70	15.4	16
10.	32	Technical occupations in health	NOC Skill Level B	68	16.3	21
11.	72	Industrial, electrical and construction trades	NOC Skill Level B	68	19.0	21
12.	42	Paraprofessional occupations in legal, social, community and education services	NOC Skill Level B	61	13.9	14
13.	66	Sales support occupations	NOC Skill Level D	57	12.4	14
14.	62	Retail sales supervisors and specialized sales occupations	NOC Skill Level B	51	13.3	14
15.	74	Other installers, repairers and servicers and material handlers	NOC Skill Level C	46	15.5	21
16.	41	Professional occupations in law and social, community and government services	NOC Skill Level A	44	11.8	9
17.	15	Distribution, tracking and scheduling co-ordination occupations	NOC Skill Level C	43	17.2	21
18.	73	Maintenance and equipment operation trades	NOC Skill Level B	43	17.6	21
19.	31	Professional occupations in health (except nursing)	NOC Skill Level A	37	16.8	21
20.	22	Technical occupations related to natural and applied sciences	NOC Skill Level B	36	14.7	16
21.	76	Trades helpers, construction labourers and related occupations	NOC Skill Level D	33	19.4	21
22.	11	Professional occupations in business and finance	NOC Skill Level A	30	15.6	21
23.	52	Technical occupations in art, culture, recreation and sport	NOC Skill Level B	27	19.5	21
24.	34	Assisting occupations in support of health services	NOC Skill Level C	26	20.3	21
25.	21	Professional occupations in natural and applied sciences	NOC Skill Level A	24	18.8	21
26.	30	Professional occupations in nursing	NOC Skill Level A	23	19.2	21
27.	07	Managers in customer and personal services, n.e.c.	NOC Skill Level A	19	21.0	21

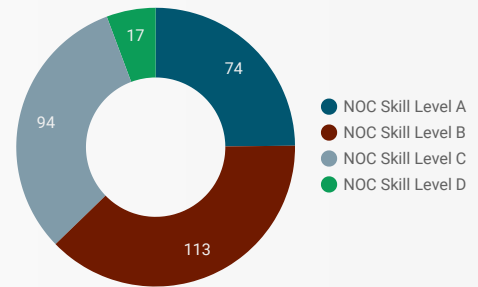
## MULTILINGUAL JOB POSTINGS BY THE NUMBERS

ACTIVE POSTINGS	NEW POSTINGS	COMPANIES	LANGUAGES	# OF DAYS POSTED
363	0	188	9	AVERAGE: 25.6 MEDIAN: 21

## MULTILINGUAL JOB POSTINGS BY SKILL LEVEL

What language skills are employers looking for by occupational skill level?

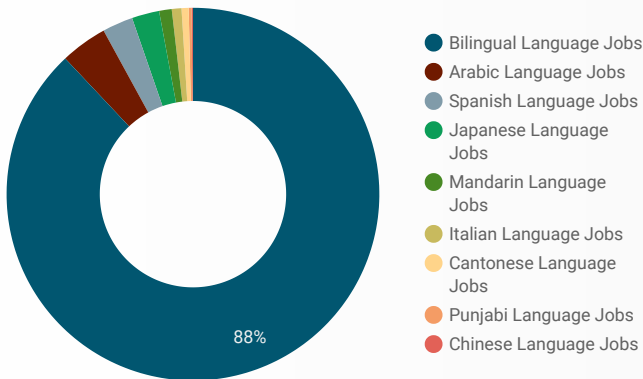
- 74 Skill Level A - Management/ Professional Occupations usually requiring University
- 113 Skill Level B - Usually college education or apprenticeship training
- 94 Skill Level C - Usually secondary education or occupation-specific training
- 17 Skill Level D - Usually on-the-job training



LANGUAGES	NOC Skill Level A	NOC Skill Level B	NOC Skill Level C	NOC Skill Level D
Bilingual Lang...	62	104	90	17
Arabic Langu...	6			
Japanese Lan...	3	2	1	
Spanish Lang...	1	3		
Italian Langu...		2	1	
Chinese Lang...		2		
Cantonese L...			1	

## LANGUAGE SKILLS BREAKDOWN

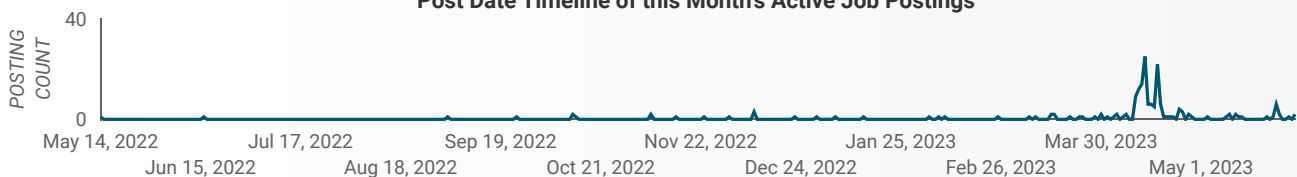
Which kinds of language skills do employers seek?



LANGUAGES	POSTING COUNT
1. Bilingual Language Jobs	329
2. Arabic Language Jobs	10
3. Japanese Language Jobs	8
4. Spanish Language Jobs	6
5. Italian Language Jobs	3

1 - 9 / 9 < >

### Post Date Timeline of this Month's Active Job Postings



## LANGUAGE SKILLS BEING RECRUITED BY JOB CATEGORY

What language skills are sought by 1-Digit NOC?

BROAD OCCUPATIONAL CATEGORY	Bilingual ...	Arabic La...	Japanese...	Spanish ...	Italian La...	Chinese ...	Grand total
Business, finance and administration occup...	53					1	54
Health occupations	26						26
Management occupations	15	2	3	1			22
Natural and applied sciences and related o...	15			1			16
Natural resources, agriculture and related p...	2						2
Occupations in art, culture, recreation and s...	18	1					19
Occupations in education, law and social, c...	66	3					70
Occupations in manufacturing and utilities	1						1
Sales and service occupations	51		3	2	3	1	62
Trades, transport and equipment operators ...	26						26
<b>Grand total</b>	<b>273</b>	<b>6</b>	<b>6</b>	<b>4</b>	<b>3</b>	<b>2</b>	<b>298</b>

## MULTILINGUAL JOB POSTINGS BY MUNICIPALITY

What language skills are sought by 4-Digit NOC?

	MUNICIPALITY	JOB LANGUAGES	AVG POSTING LENGTH IN DAYS	MEDIAN POSTING LENGTH IN DAYS
1.	City of Kingston	287	26.0	21
2.	City of Brockville	48	24.3	21
3.	Town of Gananoque	6	21.0	21
4.	Town of Prescott	4	21.0	21
5.	Township of Rideau Lakes	4	45.0	45
6.	Township of South Frontenac	3	34.0	34
7.	Township of Athens	3	21.0	21
8.	Loyalist Township	3	11.5	11.5
9.	Township of Leeds and the Thousand Islands	2	21.0	21
10.	Township of	1		

## LANGUAGE DEMAND BY JOB

What language skills are sought by 4-Digit NOC?

4 DIGIT NOC NAME	POSTINGS
1. Home support workers, housekeepers and re...	30
2. Administrative assistants	15
3. Program leaders and instructors in recreatio...	14
4. Social and community service workers	12
5. Licensed practical nurses	11
6. Retail salespersons	10
7. Receptionists	9
8. Cooks	9
9. Professional occupations in advertising, mar...	7
10. Restaurant and food service managers	7
11. Food and beverage servers	6
12. Social workers	5
13. Other customer and information services rep...	5
14. Construction trades helpers and labourers	5
15. Delivery and courier service drivers	5
16. Registered nurses and registered psychiatric ...	5
17. Administrative officers	4
18. Early childhood educators and assistants	4
19. Electrical and electronics engineering techno...	3
20. Chefs	3
21. Bartenders	3
22. Inspectors in public and environmental healt...	3
23. Material handlers	3
24. Accounting and related clerks	3
25. Light duty cleaners	3
26. Food service supervisors	3
27. Psychologists	3
28. Audiologists and speech-language pathologi...	3
29. Technical sales specialists - wholesale trade	3
30. Retail and wholesale trade managers	2
31. General farm workers	2
32. Managers in health care	2

1 - 100 / 108 < >

## MULTILINGUAL HIRING EMPLOYERS

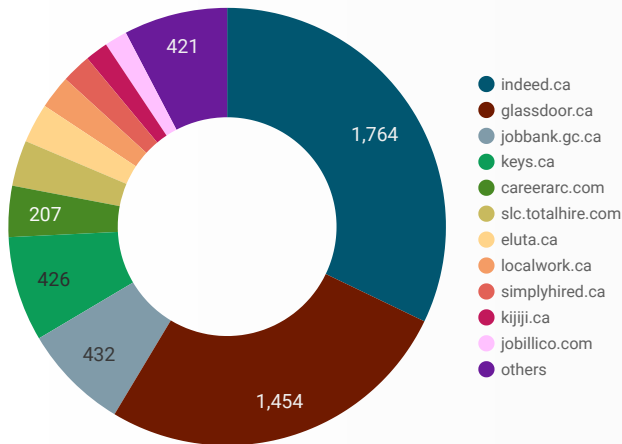
Which employers are seeking multilingual candidates?

COMPANY	POSTINGS
1. Victoria Order of Nurses	6
2. Canadian Forces Morale and Welfare Services - CFMWS	6
3. CFMWS	6
4. VON Canada (Ontario)	5
5. The Salvation Army	4
6. The Salvation Army Kingston Citadel Community and Family Services	4
7. The Royal Ottawa Mental Health Centre	4
8. Ministry of Children, Community and Social Services	3
9. KEYS Employment & Newcomer Services	3
10. VON Canada	3
11. Ministry of Labour, Immigration, Training and Skills Development	3
12. The Salvation Army Kingston Community & Family Services	3
13. Conseil des Ã©coles publiques de l'Est de l'Ontario	3
14. The Salvation Army Kingston Citadel Community and...	2
15. THE EMPIRE LIFE INS. CO	2
16. Marine Museum of the Great Lakes at Kingston	2
17. Kingston Health Sciences Centre	2
18. Maltby Centre	2
19. Ottawa-Carleton District School Board	2
20. The Salvation Army Supervised Access Centre	2
21. Ministry of Transportation	2
22. Qdoba Mexican Eats	2
23. Canadian Forces Morale & Welfare Services	2
24. Cogeco	1
25. Adecco Canada	1
26. City of Kingston	1
27. Financial Horizons Group	1
28. KINVA FAMILY	1

1 - 50 / 56 < >

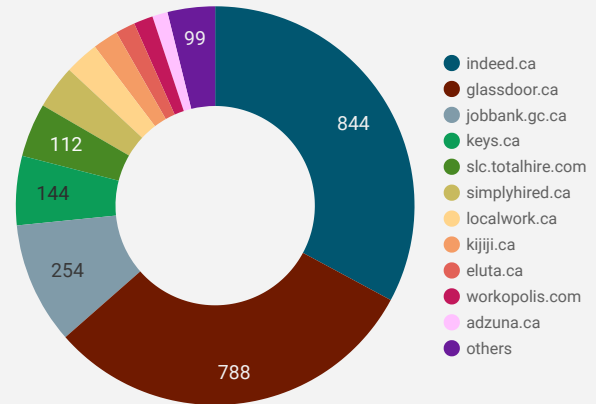
## JOB POSTINGS BY JOB BOARD

What share of unique job postings appear on each job board?



## COMPANIES BY JOB BOARD

What share of unique job postings appear on each job board?



## JOB POSTING DETAILS BY JOB BOARD

How does job posting activity differ by job board?

	JOB BOARD	POSTING COUNT	AVG POSTING LENGTH IN DAYS	MEDIAN POSTING LENGTH IN DAYS	# OF COMPANIES
1.	indeed.ca	1,764	22.6	21	844
2.	glassdoor.ca	1,454	21.0	21	788
3.	jobbank.gc.ca	432	81.5	55	254
4.	keys.ca	426	23.1	18	144
5.	careerarc.com	207	47.0	34	6
6.	slc.totalhire.com	186	40.3	22	112
7.	eluta.ca	160	21.0	21	41
8.	localwork.ca	136	7.5	3	71
9.	simplyhired.ca	120	20.3	21	91
10.	kijiji.ca	93	15.8	16	53
11.	jobillico.com	92	21.0	14	23
12.	adzuna.ca	87	14.1	14	32
13.	rncareers.ca	79	44.4	24	12
14.	network.applytoeducation.com	73	16.5	17	4
15.	workopolis.com	46			40
16.	gojobs.gov.on.ca	40	26.4	16	10
17.	careerbuilder.ca	30	67.0	67	9
18.	emploisfp-psjobs.cfp-psc.gc.ca	28	106.0	104	15