

JOB DEMAND REPORT

APRIL 2023

HIGHLIGHTS

JOB POSTINGS BY THE NUMBERS

POSTING COUNT	NEW THIS MONTH	COMPANIES	JOB BOARDS
5,211	2,820	1,789	31

OF DAYS POSTED

AVERAGE	MEDIAN
24.3	21

REPORT BUILDER

The default filter selection below will show all job demand data for the month. You can use the filters to create a customized report for the purpose of understanding a subset of the data.

OCCUPATION FILTERS

SKILL TYPE NAME / 1-DIGIT NOC ▾

MAJOR GROUP / 2-DIGIT NOC ▾

MINOR GROUP / 3-DIGIT NOC ▾

UNIT GROUP / 4-DIGIT NOC ▾

SKILL LEVEL ▾

JOB TYPE ▾

JOB DURATION ▾

ADDITIONAL LANGUAGE ▾

SPECIFIC JOB TAGS ▾

OTHER FILTERS

MUNICIPALITY ▾

COUNTY ▾

JOB BOARD ▾

NOC = National Occupation Classification | NAICS = North American Industry Classification System

Page 1 of 13

Source:

Job posting data collected by Eastern Workforce Innovation Board from job boards and employer websites who recruit candidates in Frontenac County, the United Counties of Leeds and Grenville and Loyalist Township.

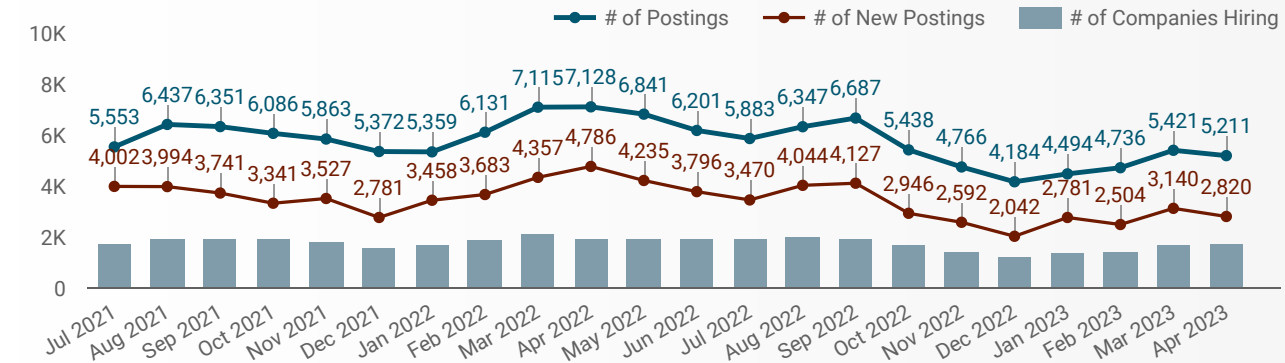


This Employment Ontario service is funded in part by the Government of Canada and the Government of Ontario.

Ce service Emploi Ontario est financé en partie par le gouvernement du Canada et le gouvernement de l'Ontario.

JOB POSTINGS BY MONTH

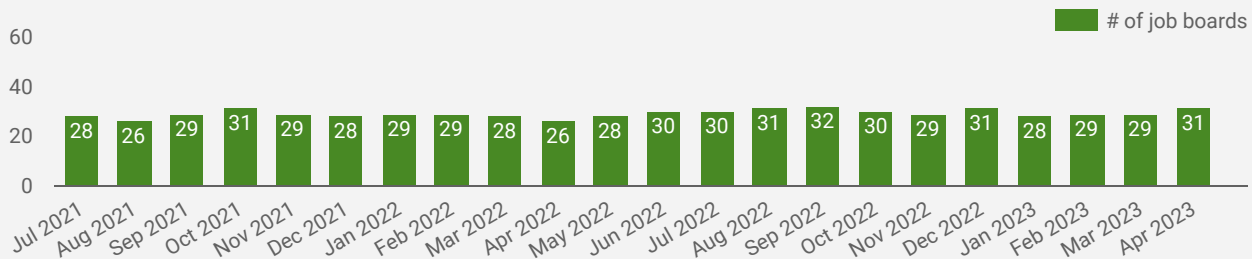
How many job postings were active for at least 1 day this month?



NOTE: This graph cannot be filtered using the controls on the cover page

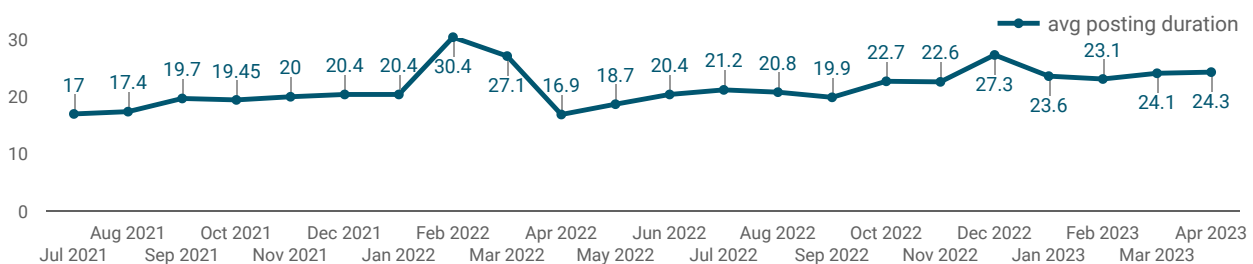
NUMBER OF ACTIVE JOB BOARDS

How many job postings were active for at least 1 day this month on these job boards?




AVG & MEDIAN POSTING LENGTH BY DAYS

How long are employers having to recruit for to find candidates to fill their job vacancies?



POST DATE TIMELINE FOR THIS MONTH'S ACTIVE JOB POSTINGS

How many job postings were active for at least 1 day this month?



JOB POSTINGS BY MUNICIPALITY

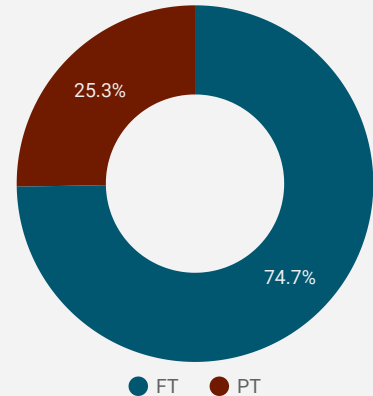
How many job postings were active for at least 1 day this month?

	MUNICIPALITY	POSTING COUNT	AVG POSTING LENGTH IN DAYS	MEDIAN POSTING LENGTH IN DAYS
1.	City of Kingston	3,542	25.2	21
2.	City of Brockville	1,010	22.5	21
3.	Town of Gananoque	254	23.2	21
4.	Town of Prescott	110	18.9	21
5.	Loyalist Township	92	24.8	21
6.	Township of South Frontenac	58	19.7	21
7.	Township of Leeds and the Thousand Islands	45	20.2	21
8.	Township of Athens	28	18.6	21
9.	Township of Rideau Lakes	27	19.8	21
10.	Township of Front of Yonge	12	21.0	21
11.	Village of Westport	7	15.2	15

1 - 17 / 17 < >

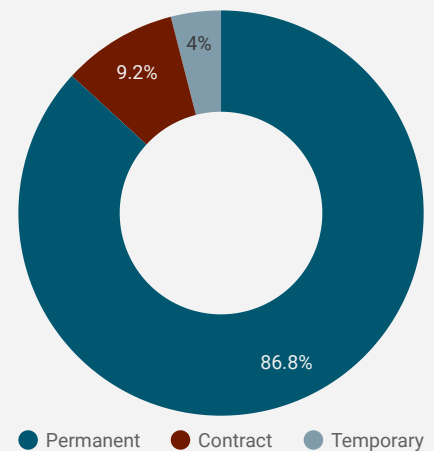
JOB TYPE

Full-time vs Part-time



JOB DURATION

Permanency of jobs posted



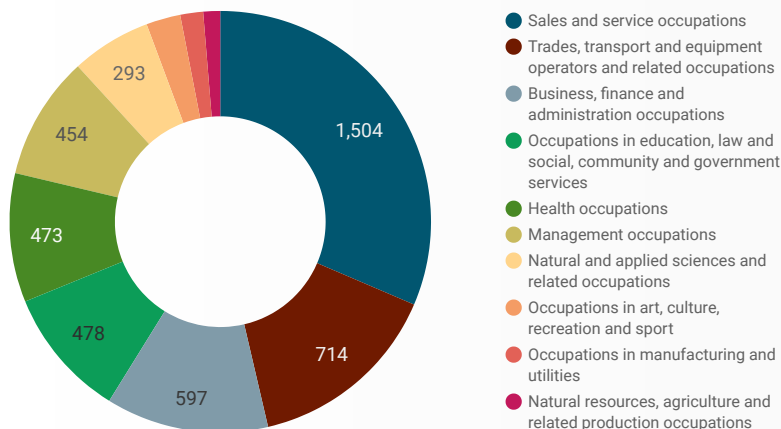
JOB POSTINGS BY COUNTY/CITY

How many job postings were active for at least 1 day this month?

	UPPER TIER	POSTING COUNT	AVG POSTING LENGTH IN DAYS	MEDIAN POSTING LENGTH IN DAYS
1.	Frontenac County	3,613	25.2	21
2.	United Counties of Leeds and Grenville	1,500	22.1	21
3.	County of Lennox and Addington	92	24.8	21

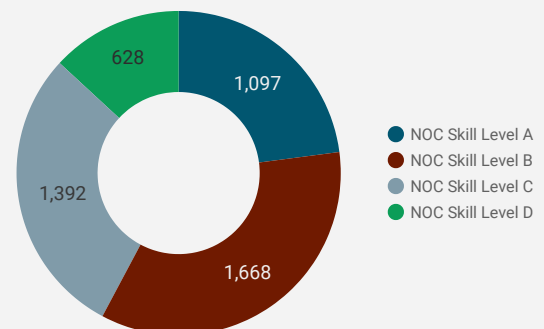
JOB POSTINGS BY JOB CATEGORY

What broad occupational category is being recruited?



JOB POSTINGS BY SKILL LEVEL

What education do occupations typically require?



Skill Level A = Usually University education | Skill Level B = Usually College education or Apprenticeship training | Skill Level C = Usually Secondary education or occupation-specific training | Skill Level D = Usually on-the-job training

TOP HIRING EMPLOYERS & AGENCIES

Who is hiring?











	COMPANY	MUNICIPALITY	POSTINGS COUNT	AVG POSTING LENGTH IN DAYS	MEDIAN POSTING LENGTH IN DAYS
1.	Kingston Health Sciences Centre	City of Kingston	253	31.9	21
2.	Queen's University	City of Kingston	183	19.0	21
3.	Brockville General Hospital	City of Brockville	105	22.5	21
4.	Upper Canada District School Board	City of Brockville	54	13.6	7
5.	Canadian Forces Morale and Welfare Services - CFMWS	City of Kingston	40	11.2	10
6.	Sienna Senior Living	City of Kingston	39	20.2	20
7.	City of Kingston	City of Kingston	36	24.7	21
8.	Trillium Health Care Products Inc.	City of Brockville	33	21.6	21
9.	The City of Kingston	City of Kingston	29	25.2	21
10.	St. Lawrence College	City of Kingston	27	9.6	8
11.	Kijiji	City of Kingston	27	15.4	15
12.	CFMWS	City of Kingston	27	21.0	21
13.	Lowe's	City of Kingston	25	19.5	21
14.	Paladin Security	City of Kingston	24	23.1	21
15.	CECCE -Conseil des Écoles catholiques du Centre-Est	City of Kingston	20	21.0	21
16.	Cancoil Thermal Corporation	City of Kingston	20	25.5	21
17.	VON Canada	City of Kingston	18	56.8	54
18.	Biscuits Leclerc Ltée	City of Brockville	18	27.2	29
19.	THE EMPIRE LIFE INS. CO	City of Kingston	17	21.0	21
20.	Limestone District School Board	City of Kingston	17	15.2	15
21.	Gibson Family Health Care	Town of Gananoque	17	25.3	27
22.	Staples Canada	City of Kingston	16	21.0	21
23.	The Aquarium at Tall Ships Landing	City of Brockville	15	21.0	21
24.	BELFOR Canada	City of Kingston	14	20.8	21
25.	Kinton Ramen	City of Kingston	14	26.4	29
26.	RONA	City of Kingston	14	18.4	18
27.	Loblaw Companies Limited	City of Kingston	13	21.0	21
28.	Providence Care Centre	City of Kingston	13	25.4	25
29.	INVISTA Canada	City of Kingston	13	20.8	21
30.	Bayshore HealthCare	City of Kingston	13	21.0	21

TOP HOURLY WAGES IN JOB POSTINGS

What are employers willing to pay to find the perfect candidate?










of Minimum Wage Job Postings

183

	JOB TITLE	COMPANY	LOCATION	HOURLY WAGE ▾
1.	Kiosk Field Technician	ChargeItSpot	City of Kingston	130 
2.	Technology Architect	Jobgini	City of Kingston	110 
3.	Speech Language Pathologist	Speech Associates	City of Kingston	100 
4.	Registered Psychotherapist - Independent Contractor Position (brockville)	Courtney James Counselling and Psychotherapy	City of Brockville	85 
5.	Registered Nurse (rn)	Priority Healthcare	City of Kingston	85 
6.	Registered Nurse	Staffy	City of Kingston	80 
7.	Part Time Np Or Pa For Busy Family Practice	Family Doctor's Office	City of Brockville	80 
8.	Mri Technologist	Universal Health Group	City of Kingston	70 
9.	Laboratory Technologist	Priority Healthcare	City of Kingston	70 
10.	Dental Hygienist	Yonge Finch Dental	City of Kingston	70 
11.	Nurse Practitioner - Mental Health Prog.	Kingston Health Sciences Centre	City of Kingston	63 
12.	Nurse Practitioner - Cancer Program	Kingston Health Sciences Centre	City of Kingston	63 
				1 - 100 / 1523 < >

TOP SALARIES IN JOB POSTINGS

What are employers willing to pay to find the perfect candidate?

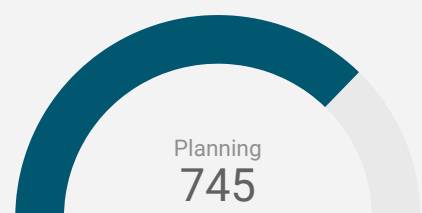
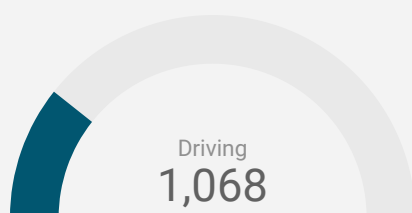
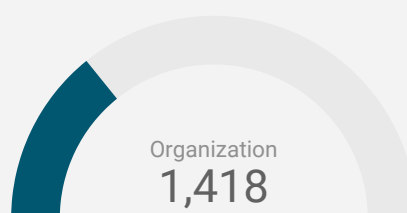
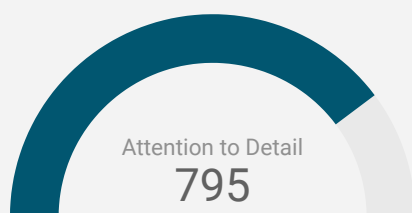
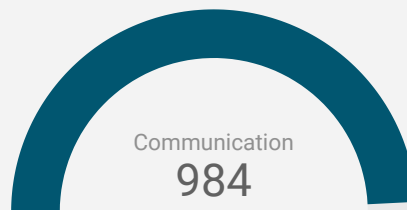
	JOB TITLE	COMPANY	LOCATION	ANNUAL SALARY ▾
1.	Associate Dentist	Rideau Town Dental Care	Town of Gananoque	350,000 
2.	General Dentist Focused On Oral Surgery And Endodontics	Dentalcorp Canada	City of Kingston	307,404 
3.	Realtor®	The Krishan Nathan Group	City of Kingston	250,000 
4.	Veterinary Surgeon	Lloyd & Cowan Veterinary Recruitment	City of Kingston	200,000 
5.	Veterinarian	Lloyd & Cowan Veterinary Recruitment	City of Kingston	200,000 
6.	Associate Dentist	LightHouse Dental Kingston	City of Kingston	172,025 
7.	Regional Lumeo Operations Director - Lumeo Program (93187)	Kingston Health Sciences Centre	City of Kingston	154,664 
8.	Regional Lumeo Operations Director - Lumeo Program	Kingston Health Sciences Centre	City of Kingston	154,664 
9.	Automotive Sales & Finance Manager	401 Auto	City of Kingston	150,000 
				1 - 100 / 1847 < >

TOP IN-DEMAND SKILLS

How many times were these skills found in job postings?

ACTIVE JOB POSTINGS THIS MONTH

5,211



KEY JOB REQUIREMENTS

How often are these requirements desired in job postings?

ACTIVE JOB POSTINGS THIS MONTH

5,211



Driver's License
131



First Aid
371



Regular Access to a Vehicle
266



Criminal Record Check
550



Microsoft Office
356



Food Safety
129

JOB POSTINGS BY SKILL LEVEL, FREQUENCY, & DURATION

What jobs are in-demand and/or hard to fill?

	4 DIGIT NOC	4 DIGIT NOC NAME	SKILL LEVEL	POSTING COUNT	AVG POSTING LENGTH IN DAYS	MEDIAN POSTING LENGTH IN DAYS
1.	6421	Retail salespersons	NOC Skill Level C	318	19.7	21
2.	6322	Cooks	NOC Skill Level B	153	42.0	21
3.	4412	Home support workers, housekeepers and related occupations	NOC Skill Level C	130	33.6	21
4.	6711	Food counter attendants, kitchen helpers and related support occupations	NOC Skill Level D	115	25.7	21
5.	3233	Licensed practical nurses	NOC Skill Level B	101	40.0	21
6.	6731	Light duty cleaners	NOC Skill Level D	96	29.2	21
7.	0621	Retail and wholesale trade managers	NOC Skill Level A	95	21.4	21
8.	7452	Material handlers	NOC Skill Level C	90	25.5	21
9.	7511	Transport truck drivers	NOC Skill Level C	88	22.1	21
10.	7611	Construction trades helpers and labourers	NOC Skill Level D	83	24.3	21
11.	4212	Social and community service workers	NOC Skill Level B	82	21.5	21
12.	5254	Program leaders and instructors in recreation, sport and fitness	NOC Skill Level B	79	20.2	21
13.	1241	Administrative assistants	NOC Skill Level B	75	21.4	21
14.	6311	Food service supervisors	NOC Skill Level B	74	44.2	21
15.	3012	Registered nurses and registered psychiatric nurses	NOC Skill Level A	72	32.9	21
16.	2171	Information systems analysts and consultants	NOC Skill Level A	71	23.2	21
17.	6622	Store shelf stockers, clerks and order fillers	NOC Skill Level D	68	18.7	21
18.	7271	Carpenters	NOC Skill Level B	62	22.6	21
19.	6541	Security guards and related security service occupations	NOC Skill Level C	59	21.7	21
20.	6611	Cashiers	NOC Skill Level D	59	20.2	21
21.	6513	Food and beverage servers	NOC Skill Level C	57	25.2	21
22.	0631	Restaurant and food service managers	NOC Skill Level A	56	35.4	21
23.	6211	Retail sales supervisors	NOC Skill Level B	55	48.2	21
24.	1221	Administrative officers	NOC Skill Level B	54	26.5	21
25.	8612	Landscaping and grounds maintenance labourers	NOC Skill Level D	50	19.8	21
26.	7514	Delivery and courier service drivers	NOC Skill Level C	49	21.2	21
27.	0714	Facility operation and maintenance managers	NOC Skill Level A	48	21.7	21
28.	7321	Automotive service technicians, truck and bus mechanics and mechanical repairers	NOC Skill Level B	45	23.7	21
29.	6733	Janitors, caretakers and building superintendents	NOC Skill Level D	45	16.1	21
					1 - 50 / 315	< >

JOB POSTINGS BY 3-DIGIT NATIONAL OCCUPATION CLASSIFICATION

What jobs are hard to fill and/or in-demand?

	3 DIGIT NOC	3 DIGIT NOC NAME	SKILL LEVEL	POSTING COUNT	AVG POSTING LENGTH IN DAYS	MEDIAN POSTING LENGTH IN DAYS
1.	642	Retail salespersons	NOC Skill Level C	155	16.4	21
2.	632	Chefs and cooks	NOC Skill Level B	90	18.5	21
3.	673	Cleaners	NOC Skill Level D	83	15.6	21
4.	751	Motor vehicle and transit drivers	NOC Skill Level C	81	17.5	21
5.	441	Home care providers and educational support occupations	NOC Skill Level C	66	17.6	21
6.	662	Other sales support and related occupations	NOC Skill Level D	61	14.8	17.5
7.	651	Occupations in food and beverage service	NOC Skill Level C	61	16.4	21
8.	671	Food counter attendants, kitchen helpers and related support occupations	NOC Skill Level D	58	20.4	21
9.	421	Paraprofessional occupations in legal, social, community and education services	NOC Skill Level B	58	17.3	21
10.	323	Other technical occupations in health care	NOC Skill Level B	53	17.5	21
11.	124	Office administrative assistants - general, legal and medical	NOC Skill Level B	48	14.9	15
12.	062	Retail and wholesale trade managers	NOC Skill Level A	46	15.1	21
13.	761	Trades helpers and labourers	NOC Skill Level D	45	18.5	21
14.	122	Administrative and regulatory occupations	NOC Skill Level B	43	16.9	21
15.	745	Longshore workers and material handlers	NOC Skill Level C	43	18.9	21
16.	321	Medical technologists and technicians (except dental health)	NOC Skill Level B	39	17.3	21
17.	525	Athletes, coaches, referees and related occupations	NOC Skill Level B	37	17.8	15
18.	141	General office workers	NOC Skill Level C	36	17.4	21
19.	217	Computer and information systems professionals	NOC Skill Level A	36	19.6	21
20.	661	Cashiers	NOC Skill Level D	33	17.3	21
21.	631	Service supervisors	NOC Skill Level B	33	21.0	21
22.	111	Auditors, accountants and investment professionals	NOC Skill Level A	33	18.9	21
23.	727	Carpenters and cabinetmakers	NOC Skill Level B	33	17.4	21
24.	071	Managers in customer and personal services, n.e.c.	NOC Skill Level A	31	18.3	21
25.	011	Senior managers - construction, transportation, production and utilities	NOC Skill Level A	30	19.1	21
26.	655	Customer and information services representatives	NOC Skill Level C	28	12.7	14.5
27.	112	Human resources and business service professionals	NOC Skill Level A	27	18.1	21
28.	301	Professional occupations in nursing	NOC Skill Level A	26	20.5	21
29.	143	Financial, insurance and related administrative support workers	NOC Skill Level C	26	19.8	21

JOB POSTINGS BY 2-DIGIT NATIONAL OCCUPATION CLASSIFICATION

What jobs are hard to fill and/or in-demand?

	2 DIGIT NOC	2 DIGIT NOC NAME	SKILL LEVEL	POSTING COUNT ▾	AVG POSTING LENGTH IN DAYS	MEDIAN POSTING LENGTH IN DAYS
1.	64	Sales representatives and salespersons - wholesale and retail trade	NOC Skill Level C	165	16.6	21
2.	67	Service support and other service occupations, n.e.c.	NOC Skill Level D	148	17.4	21
3.	63	Service supervisors and specialized service occupations	NOC Skill Level B	141	18.5	21
4.	65	Service representatives and other customer and personal services occupations	NOC Skill Level C	135	15.5	21
5.	12	Administrative and financial supervisors and administrative occupations	NOC Skill Level B	100	16.1	21
6.	32	Technical occupations in health	NOC Skill Level B	99	17.6	21
7.	72	Industrial, electrical and construction trades	NOC Skill Level B	98	17.9	21
8.	66	Sales support occupations	NOC Skill Level D	94	15.5	21
9.	75	Transport and heavy equipment operation and related maintenance occupations	NOC Skill Level C	92	17.4	21
10.	06	Middle management occupations in retail and wholesale trade and customer services	NOC Skill Level A	77	17.6	21
11.	44	Care providers and educational, legal and public protection support occupations	NOC Skill Level C	70	17.3	21
12.	14	Office support occupations	NOC Skill Level C	70	19.0	21
13.	21	Professional occupations in natural and applied sciences	NOC Skill Level A	64	18.5	21
14.	11	Professional occupations in business and finance	NOC Skill Level A	60	18.6	21
15.	22	Technical occupations related to natural and applied sciences	NOC Skill Level B	59	18.7	21
16.	42	Paraprofessional occupations in legal, social, community and education services	NOC Skill Level B	58	17.3	21
17.	52	Technical occupations in art, culture, recreation and sport	NOC Skill Level B	57	19.0	21
18.	62	Retail sales supervisors and specialized sales occupations	NOC Skill Level B	53	17.5	21
19.	41	Professional occupations in law and social, community and government services	NOC Skill Level A	51	17.0	20
20.	74	Other installers, repairers and servicers and material handlers	NOC Skill Level C	51	18.8	21
21.	31	Professional occupations in health (except nursing)	NOC Skill Level A	49	18.9	21
22.	76	Trades helpers, construction labourers and related occupations	NOC Skill Level D	48	18.5	21
23.	73	Maintenance and equipment operation trades	NOC Skill Level B	47	18.4	21
24.	01	Senior managers - construction, transportation, production and utilities	NOC Skill Level A	46	16.9	21
25.	07	Managers in customer and personal services, n.e.c.	NOC Skill Level A	34	18.3	21
26.	40	Professional occupations in education services	NOC Skill Level A	29	8.4	8
27.	15	Distribution, tracking and scheduling co-ordination occupations	NOC Skill Level C	27	16.8	21
					1 - 44 / 44	< >

MULTILINGUAL JOB POSTINGS BY THE NUMBERS

ACTIVE POSTINGS	NEW POSTINGS	COMPANIES	LANGUAGES
671	0	351	8

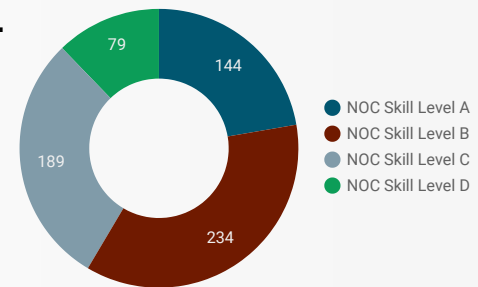
OF DAYS POSTED

AVERAGE	MEDIAN
23.6	21

MULTILINGUAL JOB POSTINGS BY SKILL LEVEL

What language skills are employers looking for by occupational skill level?

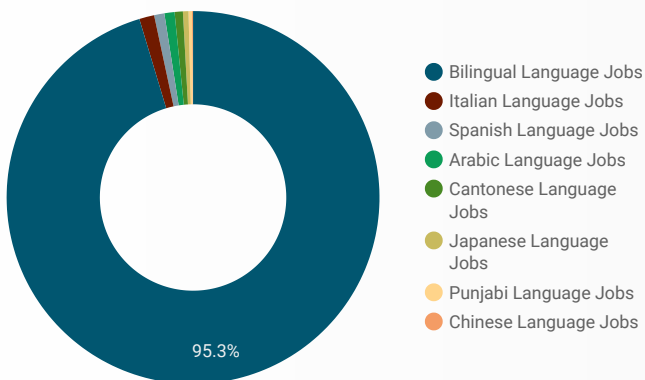
- 144** Skill Level A - Management/ Professional Occupations usually requiring University
- 234** Skill Level B - Usually college education or apprenticeship training
- 189** Skill Level C - Usually secondary education or occupation-specific training
- 79** Skill Level D - Usually on-the-job training



LANGUAGES	NOC Skill Level A	NOC Skill Level B	NOC Skill Level C	NOC Skill Level D
Bilingual Lang...	133	226	186	78
Italian Langu...		4	1	1
Arabic Langu...	6			
Cantonese La...	1		2	
Japanese Lan...	3			
Spanish Lang...	1	2		
Chinese Lang...		2		

LANGUAGE SKILLS BREAKDOWN

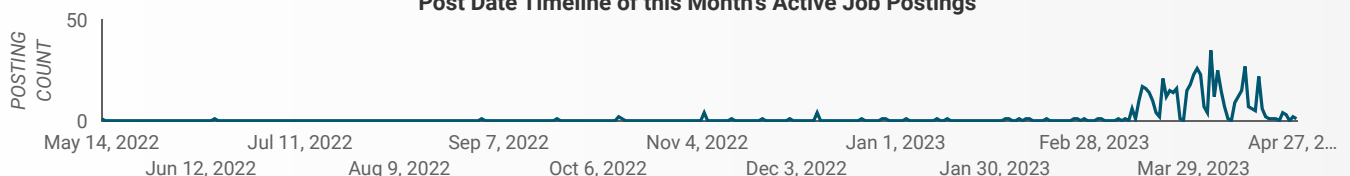
Which kinds of language skills do employers seek?



LANGUAGES	POSTING COUNT
1. Bilingual Language Jobs	647
2. Italian Language Jobs	6
3. Arabic Language Jobs	6
4. Japanese Language Jobs	3
5. Spanish Language Jobs	3

1 - 8 / 8

Post Date Timeline of this Month's Active Job Postings



LANGUAGE SKILLS BEING RECRUITED BY JOB CATEGORY

What language skills are sought by 1-Digit NOC?

BROAD OCCUPATIONAL CATEGORY	Bilingual ...	Italian La...	Arabic La...	Cantones...	Japanese...	Spanish ...	Grand total
Business, finance and administration occup...	89						90
Health occupations	57						57
Management occupations	35		3	1	3	1	43
Natural and applied sciences and related o...	28					1	29
Natural resources, agriculture and related p...	7						7
Occupations in art, culture, recreation and s...	44		3				47
Occupations in education, law and social, c...	107						107
Occupations in manufacturing and utilities	6						6
Sales and service occupations	164	6		2		1	174
Trades, transport and equipment operators ...	86						86
Grand total	623	6	6	3	3	3	646

MULTILINGUAL JOB POSTINGS BY MUNICIPALITY

What language skills are sought by 4-Digit NOC?

	MUNICIPALITY	JOB LANGUAGES ▾	AVG POSTING LENGTH IN DAYS	MEDIAN POSTING LENGTH IN DAYS
1.	City of Kingston	480	23.8	21
2.	City of Brockville	96	22.1	21
3.	Town of Gananoque	27	21.0	21
4.	Loyalist Township	15	20.1	21
5.	Township of Leeds and the Thousand Islands	11	21.0	21
6.	Township of South Frontenac	10	23.9	21
7.	Township of Rideau Lakes	8	21.0	21
8.	Town of Prescott	7	18.7	21
9.	Township of Athens	6	21.0	21
10.	Township of	3	21.0	21

LANGUAGE DEMAND BY JOB

What language skills are sought by 4-Digit NOC?

4 DIGIT NOC NAME	POSTINGS
1. Program leaders and instructors in recreatio...	37
2. Home support workers, housekeepers and re...	30
3. Retail salespersons	30
4. Cooks	21
5. Licensed practical nurses	19
6. Social and community service workers	18
7. Administrative assistants	16
8. Construction trades helpers and labourers	15
9. Food counter attendants, kitchen helpers an...	14
10. Material handlers	13
11. Food and beverage servers	12
12. Light duty cleaners	12
13. Early childhood educators and assistants	11
14. General office support workers	10
15. Registered nurses and registered psychiatric ...	10
16. Transport truck drivers	9
17. Restaurant and food service managers	9
18. Hotel front desk clerks	9
19. Professional occupations in advertising, mar...	8
20. Retail and wholesale trade managers	8
21. Medical administrative assistants	7
22. Janitors, caretakers and building superintend...	7
23. Bartenders	7
24. Elementary school and kindergarten teachers	7
25. Receptionists	7
26. Administrative officers	6
27. Delivery and courier service drivers	6
28. Family, marriage and other related counsellors	6
29. Human resources professionals	6
30. Accounting and related clerks	6
31. Cashiers	5
32. Audiologists and speech-language pathologi...	5

1 - 100 / 165 < >

MULTILINGUAL HIRING EMPLOYERS

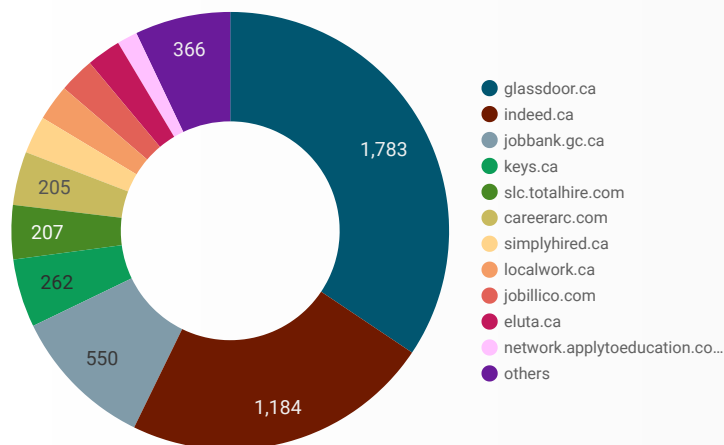
Which employers are seeking multilingual candidates?

COMPANY	POSTINGS
1. Canadian Forces Morale and Welfare Services - CFMWS	8
2. KINKA FAMILY	6
3. Carveth Care Centre	6
4. VON Canada	6
5. Helen Henderson Care Centre	6
6. Biscuits Leclerc LtÃ©e	5
7. Kingston Community Health Centres	5
8. VON Canada (Ontario)	5
9. CFMWS	4
10. St. Lawrence Lodge	4
11. THE EMPIRE LIFE INS. CO	4
12. Kingston Health Sciences Centre	4
13. The Royal Ottawa Mental Health Centre	4
14. Addiction & Mental Health Services - KFLA	4
15. 21 Electronic Warfare Regiment	4
16. Lotus Healthcare services	3
17. Queen's University	3
18. Instant Recruitment Solutions	3
19. The Aqua Life Swim Academy	3
20. Cancoil Thermal Corporation	3
21. Canada. National Defence - Royal Military College of Canada	3
22. Paulette Auto Sales LTD	2
23. Sensity Deafblind and Sensory Support Network of Canada	2
24. City of Kingston	2
25. BELL MOBILITY/BELL MOBILITÃ%	2
26. Symphony Spa & Yoga	2
27. Fort Glass Inc.	2
28. The Source (Bell) Electronics Inc.	2
29. A-1 Restoration Building Envelope Solutions Inc.	2

1 - 50 / 148 < >

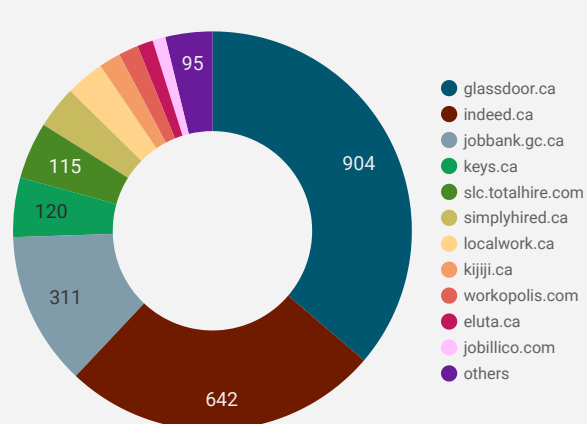
JOB POSTINGS BY JOB BOARD

What share of unique job postings appear on each job board?



COMPANIES BY JOB BOARD

What share of unique job postings appear on each job board?



JOB POSTING DETAILS BY JOB BOARD

How does job posting activity differ by job board?

	JOB BOARD	POSTING COUNT ▾	AVG POSTING LENGTH IN DAYS	MEDIAN POSTING LENGTH IN DAYS	# OF COMPANIES
1.	glassdoor.ca	1,783	21.0	21	904
2.	indeed.ca	1,184	20.2	21	642
3.	jobbank.gc.ca	550	39.5	28	311
4.	keys.ca	262	33.7	27	120
5.	slc.totalhire.com	207	43.2	31	115
6.	careerarc.com	205	37.8	25	6
7.	simplyhired.ca	144	20.4	21	86
8.	localwork.ca	138	6.8	2	78
9.	jobillico.com	136	18.0	15	26
10.	eluta.ca	131	21.0	21	32
11.	network.applytoeducation.com	78	9.7	7	4
12.	kijiji.ca	75	15.4	15	44
13.	rncareers.ca	67	49.0	26	9
14.	adzuna.ca	50	14.0	14	22
15.	workopolis.com	46			40
16.	gojobs.gov.on.ca	31	48.9	18	8
17.	emploisfp-psjobs.cfp-psc.gc.ca	27	28.0	28	12
18.	careerbuilder.ca	25	45.2	31	7