

JOB DEMAND REPORT

MARCH 2023

HIGHLIGHTS

JOB POSTINGS BY THE NUMBERS				# OF DAYS POSTED	
POSTING COUNT	NEW THIS MONTH	COMPANIES	JOB BOARDS	AVERAGE	MEDIAN
5,421	3,140	1,708	29	24.1	21

REPORT BUILDER

The default filter selection below will show all job demand data for the month. You can use the filters to create a customized report for the purpose of understanding a subset of the data.

OCCUPATION FILTERS

SKILL TYPE NAME / 1-DIGIT NOC	▼
MAJOR GROUP / 2-DIGIT NOC	▼
MINOR GROUP / 3-DIGIT NOC	▼
UNIT GROUP / 4-DIGIT NOC	▼
SKILL LEVEL	▼
JOB TYPE	▼
JOB DURATION	▼
ADDITIONAL LANGUAGE	▼
SPECIFIC JOB TAGS	▼

OTHER FILTERS

MUNICIPALITY	▼
COUNTY	▼
JOB BOARD	▼

NOC = National Occupation Classification | NAICS = North American Industry Classification System

Page 1 of 13

Source:

Job posting data collected by Eastern Workforce Innovation Board from job boards and employer websites who recruit candidates in Frontenac County, the United Counties of Leeds and Grenville and Loyalist Township.

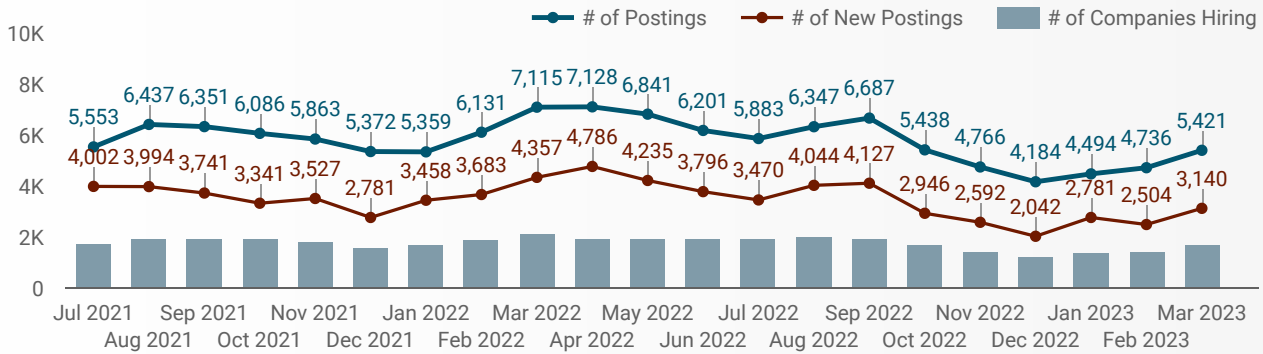


This Employment Ontario service is funded in part by the Government of Canada and the Government of Ontario.

Ce service Emploi Ontario est financé en partie par le gouvernement du Canada et le gouvernement de l'Ontario.

JOB POSTINGS BY MONTH

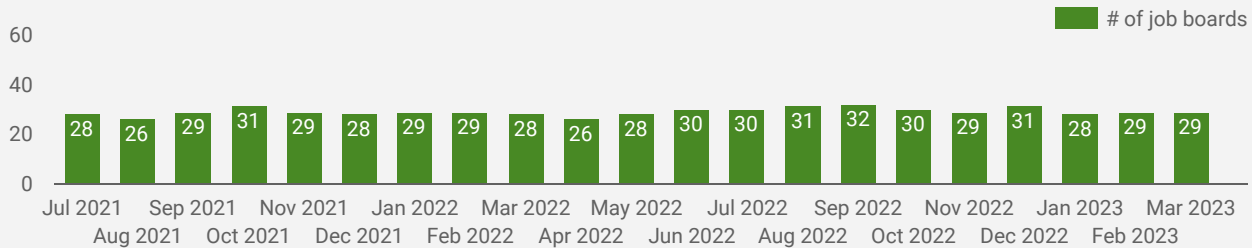
How many job postings were active for at least 1 day this month?



NOTE: This graph cannot be filtered using the controls on the cover page

NUMBER OF ACTIVE JOB BOARDS

How many job postings were active for at least 1 day this month on these job boards?



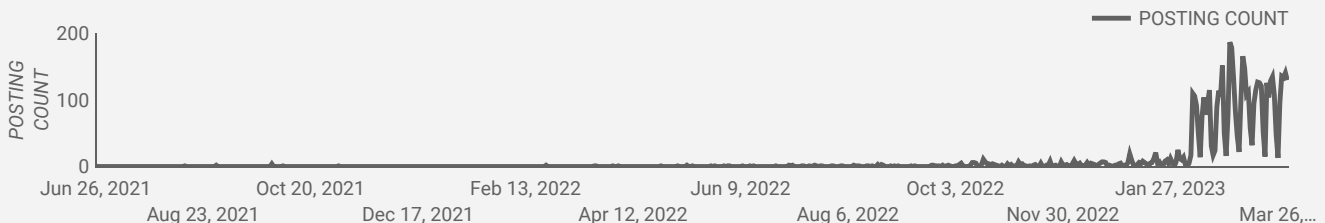
AVG & MEDIAN POSTING LENGTH BY DAYS

How long are employers having to recruit for to find candidates to fill their job vacancies?



POST DATE TIMELINE FOR THIS MONTH'S ACTIVE JOB POSTINGS

How many job postings were active for at least 1 day this month?



JOB POSTINGS BY MUNICIPALITY

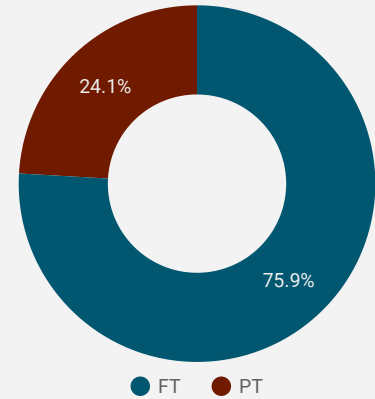
How many job postings were active for at least 1 day this month?

	MUNICIPALITY	POSTING COUNT	AVG POSTING LENGTH IN DAYS	MEDIAN POSTING LENGTH IN DAYS
1.	City of Kingston	3,695	25.2	21
2.	City of Brockville	1,058	21.2	21
3.	Town of Gananoque	239	25.8	21
4.	Town of Prescott	114	20.0	21
5.	Loyalist Township	112	21.9	21
6.	Township of South Frontenac	54	17.0	21
7.	Township of Leeds and the Thousand Islands	33	20.3	21
8.	Township of Rideau Lakes	27	21.6	21
9.	Township of Athens	24	17.0	21
10.	Township of Front of Yonge	19	20.2	21
11.	Township of Central	17	30.8	21

1 - 18 / 18 < >

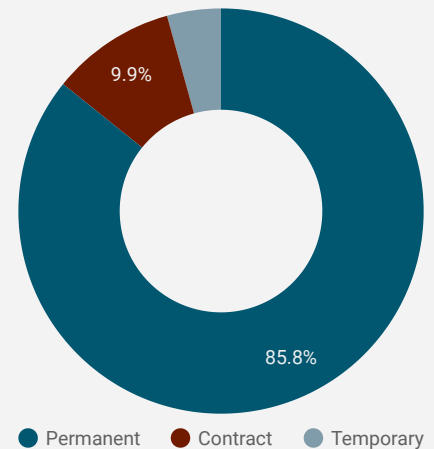
JOB TYPE

Full-time vs Part-time



JOB DURATION

Permanency of jobs posted



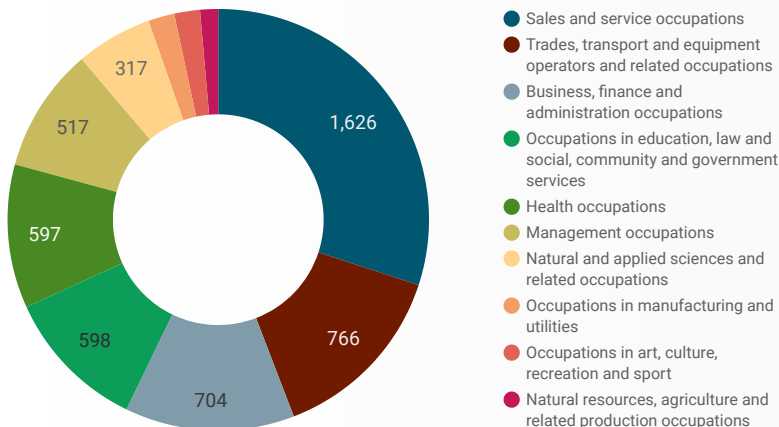
JOB POSTINGS BY COUNTY/CITY

How many job postings were active for at least 1 day this month?

	UPPER TIER	POSTING COUNT	AVG POSTING LENGTH IN DAYS	MEDIAN POSTING LENGTH IN DAYS
1.	Frontenac County	3,772	25.2	21
2.	United Counties of Leeds and Grenville	1,529	21.6	21
3.	County of Lennox and Addington	112	21.9	21

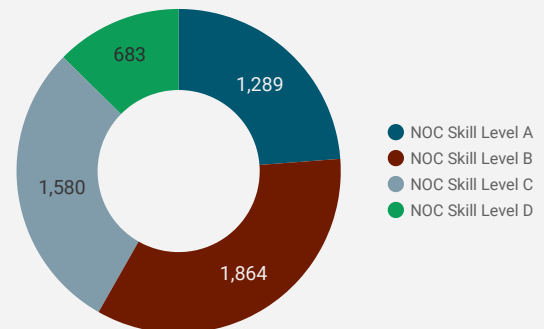
JOB POSTINGS BY JOB CATEGORY

What broad occupational category is being recruited?



JOB POSTINGS BY SKILL LEVEL

What education do occupations typically require?



Skill Level A = Usually University education | Skill Level B = Usually College education or Apprenticeship training | Skill Level C = Usually Secondary education or occupation-specific training | Skill Level D = Usually on-the-job training

TOP HIRING EMPLOYERS & AGENCIES

Who is hiring?

	COMPANY	MUNICIPALITY	POSTINGS COUNT	AVG POSTING LENGTH IN DAYS	MEDIAN POSTING LENGTH IN DAYS
1.	Kingston Health Sciences Centre	City of Kingston	251	63.2	21
2.	Brockville General Hospital	City of Brockville	190	20.9	21
3.	Queen's University	City of Kingston	182	21.4	21
4.	City of Kingston	City of Kingston	51	21.6	21
5.	Sienna Senior Living	City of Kingston	46	22.5	21
6.	Upper Canada District School Board	City of Brockville	44	10.1	6
7.	Trillium Health Care Products Inc.	City of Brockville	42	20.6	21
8.	Canadian Forces Morale and Welfare Services - CFMWS	City of Kingston	42	16.1	15
9.	The City of Kingston	City of Kingston	38	20.5	21
10.	CFMWS	City of Kingston	31	21.0	21
11.	Paladin Security	City of Kingston	23	36.0	45
12.	Lowe's	City of Kingston	22	19.4	21
13.	Kijiji	City of Kingston	21	14.9	15
14.	KEYS Employment & Newcomer Services	City of Kingston	21	16.2	18
15.	Drake International Inc.	City of Brockville	20	21.0	21
16.	St. Lawrence College	City of Kingston	18	13.1	15
17.	Kingston 1000 Islands Cruises & Trolleys	City of Kingston	18	45.6	42
18.	THE EMPIRE LIFE INS. CO	City of Kingston	18	20.9	21
19.	Bayshore HealthCare	City of Kingston	18	19.4	21
20.	Cancoil Thermal Corporation	City of Kingston	17	26.0	21
21.	Providence Care	City of Kingston	17	115.1	122
22.	VON Canada	City of Kingston	16	40.9	48
23.	LightHouse Dental Kingston	City of Kingston	16	28.5	21
24.	Loblaw Companies Limited	City of Kingston	16	21.0	21
25.	Revera Inc.	City of Kingston	16	32.5	21
26.	Varsity Tutors	City of Kingston	16	42.0	35
27.	Waste Management	City of Brockville	15	14.0	14
28.	Holiday Inn Kingston Waterfront	City of Kingston	14	21.0	21
29.	CECCE -Conseil des Écoles catholiques du Centre-Est	City of Kingston	14	20.9	21
30.	Staples Canada	City of Kingston	14	21.0	21
31.	Cardinal Health	Town of	14	25.6	21

TOP HOURLY WAGES IN JOB POSTINGS

What are employers willing to pay to find the perfect candidate?

of Minimum Wage Job Postings





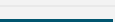






172

	JOB TITLE	COMPANY	LOCATION	HOURLY WAGE ▾
1.	Response Captain	C-Tow Marine Assistance Ltd	City of Brockville	320 
2.	Private Chef	Chez You Experience Inc.	City of Kingston	100 
3.	Registered Nurse (rn)	Priority Healthcare	City of Kingston	85 
4.	Laboratory Technologist	Priority Healthcare	City of Kingston	70 
5.	Registered Nurse - Icu	Carecor Health Services	City of Kingston	69 
6.	Registered Nurse	Millionhands	City of Kingston	65 
7.	Nurse Practitioner - Mental Health Prog.	Kingston Health Sciences Centre	City of Kingston	63 
8.	Nurse Practitioner - Cancer Program	Kingston Health Sciences Centre	City of Kingston	63 
9.	Nurse Practitioner - Kidd 7	Kingston Health Sciences Centre	City of Kingston	63 
10.	Nurse Practitioner - Ed Day Treatment	Kingston Health Sciences Centre	City of Kingston	63 
11.	Nurse Practitioner - Maternity Leave	Upper Canada Family Health Team	City of Brockville	62 
12.	Fiber Optic Technician	Southeastern Telecommunication Services	City of Kingston	60 

1 - 100 / 1519 < >

TOP SALARIES IN JOB POSTINGS

What are employers willing to pay to find the perfect candidate?

	JOB TITLE	COMPANY	LOCATION	ANNUAL SALARY ▾
1.	General Dentist Focused On Oral Surgery And Endodontics	Dentalcorp Canada	City of Kingston	307,404 
2.	Product Specialist	Pride Marine Group Ltd.	City of Kingston	250,000 
3.	Automotive Finance Manager	Lexus of Kingston	City of Kingston	200,000 
4.	Associate Dentist	Dr. Craig and Associates	City of Kingston	185,616 
5.	Sales Manager	Freedom RV	City of Brockville	175,000 
6.	Associate Dentist	LightHouse Dental Kingston	City of Kingston	172,025 
7.	Sales Consultant	Paulette Auto Sales LTD	City of Kingston	150,000 
8.	Mechanical Engineer	J.L. Richards & Associates Ltd	City of Kingston	150,000 
9.	Rv Finance Manager	401 Auto	City of Kingston	150,000 
10.	Civil Engineer	J.L. Richards & Associates Ltd	City of Kingston	150,000 
11.	Carpet Installer Owen Sound And Surrounding Areas	Orange Room Services	City of Kingston	150,000 

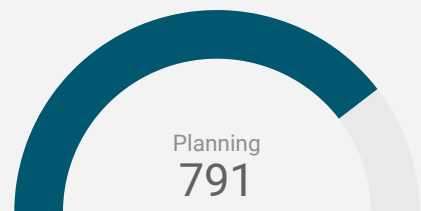
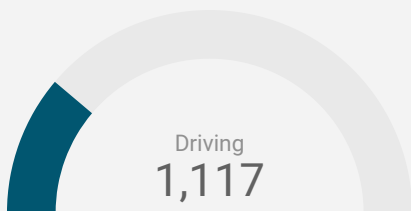
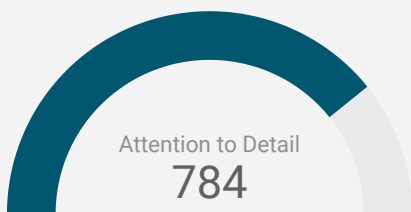
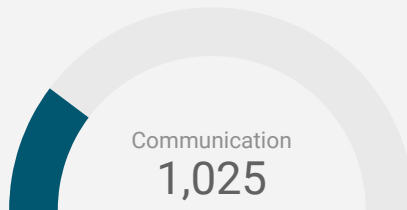
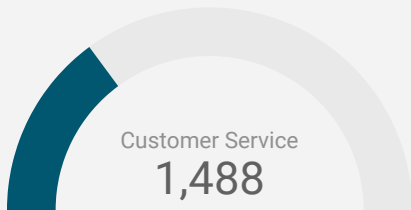
1 - 100 / 1824 < >

TOP IN-DEMAND SKILLS

How many times were these skills found in job postings?

ACTIVE JOB POSTINGS THIS MONTH

5,421



KEY JOB REQUIREMENTS

How often are these requirements desired in job postings?

ACTIVE JOB POSTINGS THIS MONTH

5,421



Driver's License
132



First Aid
434



Regular Access to a Vehicle
270



Criminal Record Check
589



Microsoft Office
396



Food Safety
123

JOB POSTINGS BY SKILL LEVEL, FREQUENCY, & DURATION

What jobs are in-demand and/or hard to fill?

	4 DIGIT NOC	4 DIGIT NOC NAME	SKILL LEVEL	POSTING COUNT	AVG POSTING LENGTH IN DAYS	MEDIAN POSTING LENGTH IN DAYS
1.	6421	Retail salespersons	NOC Skill Level C	337	19.6	21
2.	4412	Home support workers, housekeepers and related occupations	NOC Skill Level C	167	28.4	21
3.	6322	Cooks	NOC Skill Level B	162	33.1	21
4.	3012	Registered nurses and registered psychiatric nurses	NOC Skill Level A	135	47.6	21
5.	3233	Licensed practical nurses	NOC Skill Level B	130	30.1	21
6.	6711	Food counter attendants, kitchen helpers and related support occupations	NOC Skill Level D	122	26.2	21
7.	0621	Retail and wholesale trade managers	NOC Skill Level A	118	22.0	21
8.	7511	Transport truck drivers	NOC Skill Level C	109	20.8	21
9.	4212	Social and community service workers	NOC Skill Level B	98	23.2	21
10.	7452	Material handlers	NOC Skill Level C	98	20.0	21
11.	6731	Light duty cleaners	NOC Skill Level D	97	24.8	21
12.	1241	Administrative assistants	NOC Skill Level B	95	16.8	21
13.	6311	Food service supervisors	NOC Skill Level B	84	38.1	21
14.	6622	Store shelf stockers, clerks and order fillers	NOC Skill Level D	80	16.5	21
15.	5254	Program leaders and instructors in recreation, sport and fitness	NOC Skill Level B	77	19.4	21
16.	6541	Security guards and related security service occupations	NOC Skill Level C	73	24.1	21
17.	2171	Information systems analysts and consultants	NOC Skill Level A	73	22.5	21
18.	7611	Construction trades helpers and labourers	NOC Skill Level D	72	21.9	21
19.	0631	Restaurant and food service managers	NOC Skill Level A	68	29.7	21
20.	4214	Early childhood educators and assistants	NOC Skill Level B	68	19.9	21
21.	8612	Landscaping and grounds maintenance labourers	NOC Skill Level D	58	19.3	21
22.	6211	Retail sales supervisors	NOC Skill Level B	57	24.5	21
23.	6611	Cashiers	NOC Skill Level D	56	16.2	20
24.	1243	Medical administrative assistants	NOC Skill Level B	55	21.3	21
25.	1221	Administrative officers	NOC Skill Level B	55	26.7	21
26.	4216	Other instructors	NOC Skill Level B	55	25.5	21
27.	0714	Facility operation and maintenance managers	NOC Skill Level A	54	19.6	21
28.	7514	Delivery and courier service drivers	NOC Skill Level C	54	17.3	21
29.	7321	Automotive service technicians, truck and bus mechanics and mechanical repairers	NOC Skill Level B	52	21.5	21

JOB POSTINGS BY 3-DIGIT NATIONAL OCCUPATION CLASSIFICATION

What jobs are hard to fill and/or in-demand?

	3 DIGIT NOC	3 DIGIT NOC NAME	SKILL LEVEL	POSTING COUNT	AVG POSTING LENGTH IN DAYS	MEDIAN POSTING LENGTH IN DAYS
1.	642	Retail salespersons	NOC Skill Level C	211	16.3	20
2.	421	Paraprofessional occupations in legal, social, community and education services	NOC Skill Level B	124	14.2	14.5
3.	751	Motor vehicle and transit drivers	NOC Skill Level C	100	16.1	21
4.	673	Cleaners	NOC Skill Level D	88	15.1	21
5.	632	Chefs and cooks	NOC Skill Level B	83	19.4	21
6.	124	Office administrative assistants - general, legal and medical	NOC Skill Level B	76	15.2	21
7.	441	Home care providers and educational support occupations	NOC Skill Level C	67	17.6	21
8.	662	Other sales support and related occupations	NOC Skill Level D	64	16.4	21
9.	062	Retail and wholesale trade managers	NOC Skill Level A	61	17.6	21
10.	671	Food counter attendants, kitchen helpers and related support occupations	NOC Skill Level D	61	18.8	21
11.	651	Occupations in food and beverage service	NOC Skill Level C	60	17.9	21
12.	217	Computer and information systems professionals	NOC Skill Level A	57	13.7	16
13.	111	Auditors, accountants and investment professionals	NOC Skill Level A	51	15.8	20
14.	011	Senior managers - construction, transportation, production and utilities	NOC Skill Level A	51	15.4	21
15.	122	Administrative and regulatory occupations	NOC Skill Level B	51	16.9	21
16.	071	Managers in customer and personal services, n.e.c.	NOC Skill Level A	47	17.2	21
17.	301	Professional occupations in nursing	NOC Skill Level A	47	20.2	21
18.	745	Longshore workers and material handlers	NOC Skill Level C	44	15.8	21
19.	321	Medical technologists and technicians (except dental health)	NOC Skill Level B	44	20.6	21
20.	112	Human resources and business service professionals	NOC Skill Level A	42	16.8	21
21.	323	Other technical occupations in health care	NOC Skill Level B	42	13.4	15
22.	525	Athletes, coaches, referees and related occupations	NOC Skill Level B	42	18.0	21
23.	631	Service supervisors	NOC Skill Level B	39	20.4	21
24.	654	Security guards and related security service occupations	NOC Skill Level C	39	15.6	17.5
25.	143	Financial, insurance and related administrative support workers	NOC Skill Level C	38	15.8	21
26.	661	Cashiers	NOC Skill Level D	38	15.5	20
27.	141	General office workers	NOC Skill Level C	37	16.2	21
28.	761	Trades helpers and labourers	NOC Skill Level D	34	19.0	21
29.	416	Policy and program researchers, consultants and officers	NOC Skill Level A	32	11.9	13

JOB POSTINGS BY 2-DIGIT NATIONAL OCCUPATION CLASSIFICATION

What jobs are hard to fill and/or in-demand?

	2 DIGIT NOC	2 DIGIT NOC NAME	SKILL LEVEL	POSTING COUNT	AVG POSTING LENGTH IN DAYS	MEDIAN POSTING LENGTH IN DAYS
1.	64	Sales representatives and salespersons - wholesale and retail trade	NOC Skill Level C	228	16.6	21
2.	67	Service support and other service occupations, n.e.c.	NOC Skill Level D	171	17.0	21
3.	65	Service representatives and other customer and personal services occupations	NOC Skill Level C	151	17.2	21
4.	12	Administrative and financial supervisors and administrative occupations	NOC Skill Level B	148	16.3	21
5.	63	Service supervisors and specialized service occupations	NOC Skill Level B	134	19.7	21
6.	75	Transport and heavy equipment operation and related maintenance occupations	NOC Skill Level C	128	15.7	21
7.	42	Paraprofessional occupations in legal, social, community and education services	NOC Skill Level B	124	14.2	14.5
8.	66	Sales support occupations	NOC Skill Level D	102	16.1	21
9.	72	Industrial, electrical and construction trades	NOC Skill Level B	99	18.4	21
10.	06	Middle management occupations in retail and wholesale trade and customer services	NOC Skill Level A	99	16.7	21
11.	22	Technical occupations related to natural and applied sciences	NOC Skill Level B	93	15.7	17
12.	32	Technical occupations in health	NOC Skill Level B	93	17.4	21
13.	11	Professional occupations in business and finance	NOC Skill Level A	93	16.1	21
14.	21	Professional occupations in natural and applied sciences	NOC Skill Level A	84	14.4	20
15.	14	Office support occupations	NOC Skill Level C	76	16.0	21
16.	44	Care providers and educational, legal and public protection support occupations	NOC Skill Level C	67	17.6	21
17.	01	Senior managers - construction, transportation, production and utilities	NOC Skill Level A	66	15.0	21
18.	74	Other installers, repairers and servicers and material handlers	NOC Skill Level C	66	17.2	21
19.	73	Maintenance and equipment operation trades	NOC Skill Level B	61	15.4	21
20.	62	Retail sales supervisors and specialized sales occupations	NOC Skill Level B	56	17.0	21
21.	41	Professional occupations in law and social, community and government services	NOC Skill Level A	54	13.7	16
22.	07	Managers in customer and personal services, n.e.c.	NOC Skill Level A	51	17.3	21
23.	31	Professional occupations in health (except nursing)	NOC Skill Level A	50	19.7	21
24.	30	Professional occupations in nursing	NOC Skill Level A	47	20.2	21
25.	52	Technical occupations in art, culture, recreation and sport	NOC Skill Level B	46	18.2	21
26.	15	Distribution, tracking and scheduling co-ordination occupations	NOC Skill Level C	42	13.5	18
27.	76	Trades helpers, construction labourers and related occupations	NOC Skill Level D	34	19.0	21

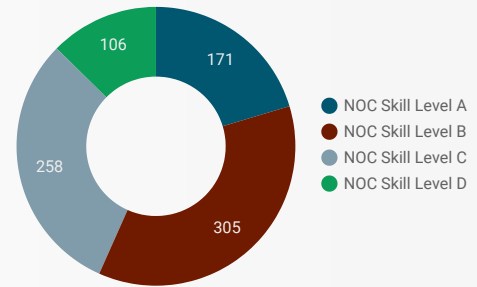
MULTILINGUAL JOB POSTINGS BY THE NUMBERS

ACTIVE POSTINGS	NEW POSTINGS	COMPANIES	LANGUAGES	# OF DAYS POSTED
841	0	450	7	AVERAGE: 23.5 MEDIAN: 21

MULTILINGUAL JOB POSTINGS BY SKILL LEVEL

What language skills are employers looking for by occupational skill level?

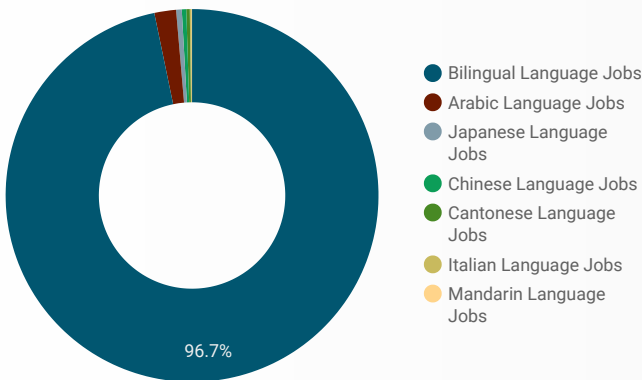
- 171 Skill Level A - Management/ Professional Occupations usually requiring University
- 305 Skill Level B - Usually college education or apprenticeship training
- 258 Skill Level C - Usually secondary education or occupation-specific training
- 106 Skill Level D - Usually on-the-job training



LANGUAGES	NOC Skill Level A	NOC Skill Level B	NOC Skill Level C	NOC Skill Level D
Bilingual Lang...	162	295	252	105
Arabic Langu...	5	6	2	
Chinese Lang...		3	1	
Japanese Lan...	3			
Italian Langu...		1		1
Mandarin Lan...			2	
Cantonese La...	1		1	

LANGUAGE SKILLS BREAKDOWN

Which kinds of language skills do employers seek?



LANGUAGES	POSTING COUNT
1. Bilingual Language Jobs	815
2. Arabic Language Jobs	13
3. Chinese Language Jobs	4
4. Japanese Language Jobs	3
5. Cantonese Language Jobs	2

1 - 7 / 7 < >

Post Date Timeline of this Month's Active Job Postings



LANGUAGE SKILLS BEING RECRUITED BY JOB CATEGORY

What language skills are sought by 1-Digit NOC?

BROAD OCCUPATIONAL CATEGORY	Bilingual ...	Arabic La...	Chinese ...	Japanese...	Italian La...	Mandarin...	Grand total
Business, finance and administration occup...	115	2	1				118
Health occupations	65						65
Management occupations	41	2		3			47
Natural and applied sciences and related o...	35						35
Natural resources, agriculture and related p...	10						10
Occupations in art, culture, recreation and s...	35	3					38
Occupations in education, law and social, c...	148	6					154
Occupations in manufacturing and utilities	11						11
Sales and service occupations	237		2		2	2	244
Trades, transport and equipment operators ...	117		1				118
Grand total	814	13	4	3	2	2	840

MULTILINGUAL JOB POSTINGS BY MUNICIPALITY

What language skills are sought by 4-Digit NOC?

	MUNICIPALITY	JOB LANGUAGES	AVG POSTING LENGTH IN DAYS	MEDIAN POSTING LENGTH IN DAYS
1.	City of Kingston	591	24.4	21
2.	City of Brockville	112	21.8	21
3.	Town of Gananoque	40	19.3	21
4.	Loyalist Township	23	19.1	21
5.	Township of South Frontenac	19	18.2	21
6.	Township of Leeds and the Thousand Islands	15	20.3	21
7.	Town of Prescott	13	27.4	21
8.	Township of Rideau Lakes	8	19.6	21
9.	Township of Central Frontenac	6	46.0	21

LANGUAGE DEMAND BY JOB

What language skills are sought by 4-Digit NOC?

4 DIGIT NOC NAME	POSTINGS
1. Retail salespersons	39
2. Home support workers, housekeepers and re...	35
3. Early childhood educators and assistants	32
4. Social and community service workers	29
5. Cooks	28
6. Food counter attendants, kitchen helpers an...	22
7. Program leaders and instructors in recreatio...	19
8. Licensed practical nurses	18
9. Administrative assistants	18
10. Hotel front desk clerks	17
11. Construction trades helpers and labourers	17
12. Material handlers	16
13. Administrative officers	16
14. Retail and wholesale trade managers	13
15. Social workers	13
16. Light duty cleaners	12
17. Transport truck drivers	12
18. Registered nurses and registered psychiatric ...	12
19. Professional occupations in advertising, mar...	12
20. Janitors, caretakers and building superintend...	11
21. Elementary school and kindergarten teachers	11
22. Food and beverage servers	11
23. Security guards and related security service ...	10
24. Medical administrative assistants	10
25. Landscaping and grounds maintenance labo...	10
26. Residential and commercial installers and se...	10
27. Other customer and information services rep...	9
28. Technical occupations related to museums a...	9
29. General office support workers	8
30. Carpenters	8
31. Bartenders	8
32. Sales and account representatives - wholesal...	8

1 - 100 / 172 < >

MULTILINGUAL HIRING EMPLOYERS

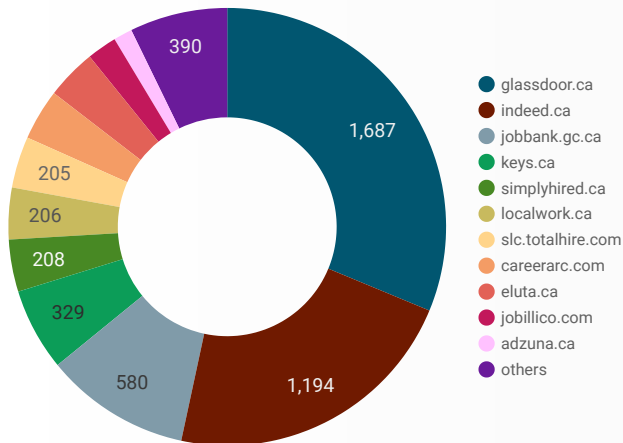
Which employers are seeking multilingual candidates?

COMPANY	POSTINGS
1. Kingston Health Sciences Centre	10
2. CECCE -Conseil des A@coles catholiques du Centre-Est	8
3. Canadian Forces Morale and Welfare Services - CFMWS	8
4. CFMWS	7
5. KEYS Employment & Newcomer Services	6
6. Kingston Community Health Centres	5
7. Township of South Frontenac	4
8. THE EMPIRE LIFE INS. CO	4
9. The Royal Ottawa Mental Health Centre	4
10. Cancoil Thermal Corporation	4
11. VON Canada (Ontario)	4
12. Kingston Rowing Club	4
13. Kehoe Marine Construction	4
14. Sensity Deafblind and Sensory Support Network of Canada	4
15. The Quality Inn & Conference Centre/Comfort Inn & Suites Kingston Central	4
16. VON Canada	4
17. The Quality Inn & Conference Centre/Comfort Inn &...	4
18. AquaTerra Restaurant	4
19. Latham Pool Products, Inc. (Canada)	4
20. Queen's University	4
21. The Loughborough INN	3
22. La Vie en Rose	3
23. Victorian Order of Nurses / VON	3
24. Alstom	3
25. The Gananoque Inn & Spa	3
26. Loyalist Township	3
27. Youth Diversion	3
28. Frontenac Outfitters Canoe & Kayak Centre	3
29. Kingston Frontenac Public Library	3

1 - 50 / 272 < >

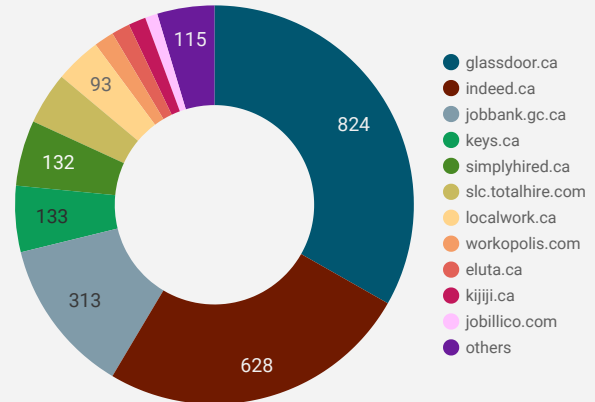
JOB POSTINGS BY JOB BOARD

What share of unique job postings appear on each job board?



COMPANIES BY JOB BOARD

What share of unique job postings appear on each job board?



JOB POSTING DETAILS BY JOB BOARD

How does job posting activity differ by job board?

	JOB BOARD	POSTING COUNT	AVG POSTING LENGTH IN DAYS	MEDIAN POSTING LENGTH IN DAYS	# OF COMPANIES
1.	glassdoor.ca	1,687	20.9	21	824
2.	indeed.ca	1,194	20.3	21	628
3.	jobbank.gc.ca	580	31.1	20	313
4.	keys.ca	329	33.3	22	133
5.	simplyhired.ca	208	20.2	21	132
6.	localwork.ca	206	14.0	6	93
7.	slc.totalhire.com	205	34.2	32	105
8.	careerarc.com	204	80.8	49	8
9.	eluta.ca	201	21.0	21	37
10.	jobillico.com	119	14.4	14	25
11.	adzuna.ca	75	14.0	14	22
12.	rncareers.ca	74	34.0	22	17
13.	kijiji.ca	63	14.9	15	35
14.	network.applytoeducation.com	59	7.9	6	4
15.	workopolis.com	46			40
16.	emploisfp-psjobs.cfp-psc.gc.ca	39	114.3	16	20
17.	gojobs.gov.on.ca	36	34.0	16	12
18.	careerbuilder.ca	25	29.8	28	7