

JOB DEMAND REPORT

FEBRUARY 2023

HIGHLIGHTS

JOB POSTINGS BY THE NUMBERS				# OF DAYS POSTED	
POSTING COUNT	NEW THIS MONTH	COMPANIES	JOB BOARDS	AVERAGE	MEDIAN
4,736	2,504	1,489	29	23.1	21

REPORT BUILDER

The default filter selection below will show all job demand data for the month. You can use the filters to create a customized report for the purpose of understanding a subset of the data.

OCCUPATION FILTERS

SKILL TYPE NAME / 1-DIGIT NOC	▼
MAJOR GROUP / 2-DIGIT NOC	▼
MINOR GROUP / 3-DIGIT NOC	▼
UNIT GROUP / 4-DIGIT NOC	▼
SKILL LEVEL	▼
JOB TYPE	▼
JOB DURATION	▼
ADDITIONAL LANGUAGE	▼
SPECIFIC JOB TAGS	▼

OTHER FILTERS

MUNICIPALITY	▼
COUNTY	▼
JOB BOARD	▼

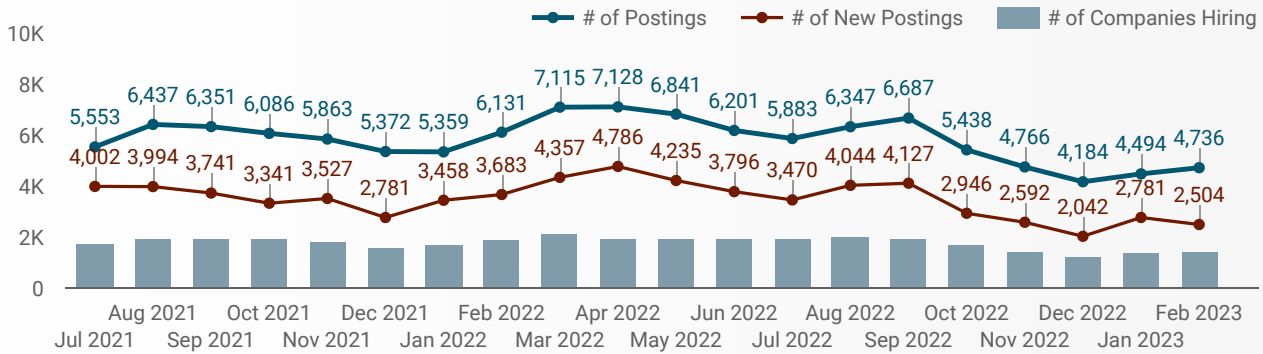
NOC = National Occupation Classification | NAICS = North American Industry Classification System

Source:

Job posting data collected by Eastern Workforce Innovation Board from job boards and employer websites who recruit candidates in Frontenac County, the United Counties of Leeds and Grenville and Loyalist Township.

JOB POSTINGS BY MONTH

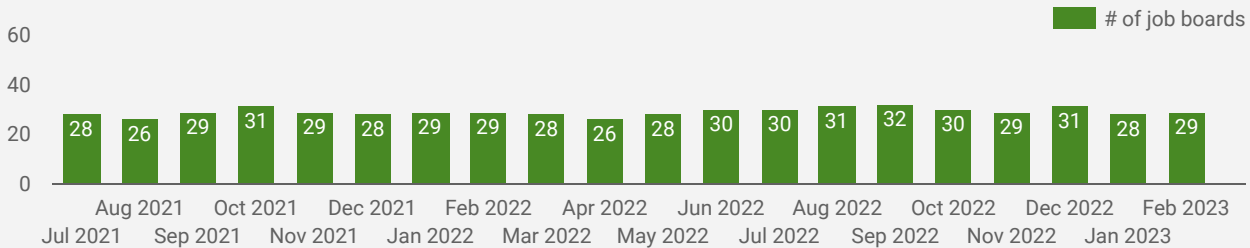
How many job postings were active for at least 1 day this month?



NOTE: This graph cannot be filtered using the controls on the cover page

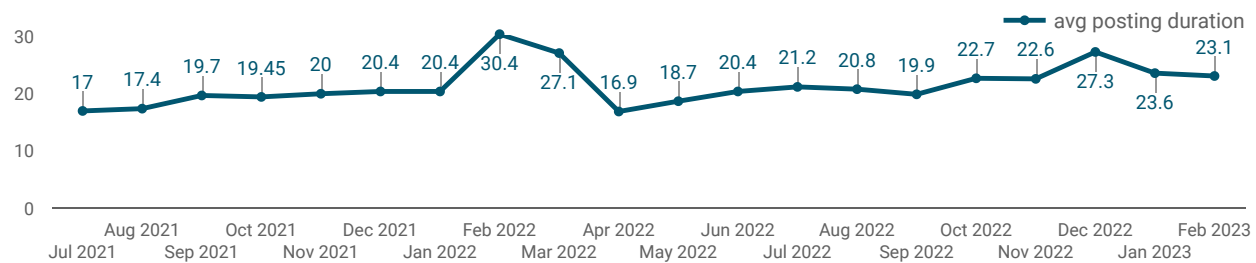
NUMBER OF ACTIVE JOB BOARDS

How many job postings were active for at least 1 day this month on these job boards?



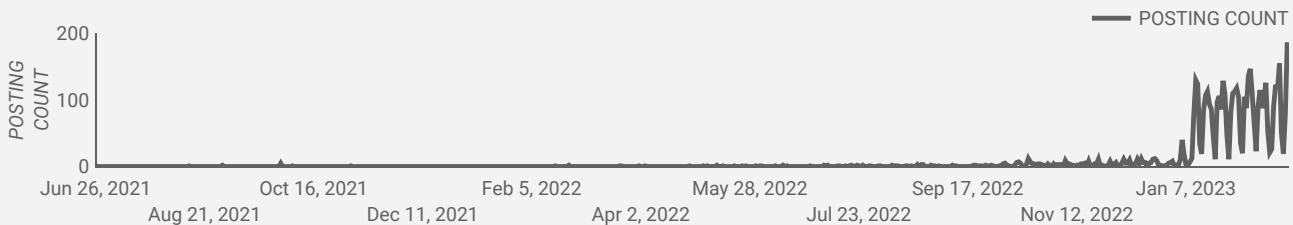
AVG & MEDIAN POSTING LENGTH BY DAYS

How long are employers having to recruit for to find candidates to fill their job vacancies?



POST DATE TIMELINE FOR THIS MONTH'S ACTIVE JOB POSTINGS

How many job postings were active for at least 1 day this month?



JOB POSTINGS BY MUNICIPALITY

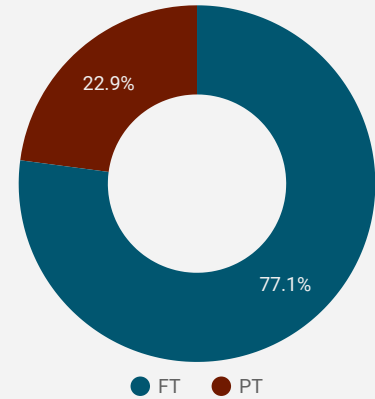
How many job postings were active for at least 1 day this month?

	MUNICIPALITY	POSTING COUNT	AVG POSTING LENGTH IN DAYS	MEDIAN POSTING LENGTH IN DAYS
1.	City of Kingston	3,237	24.6	21
2.	City of Brockville	977	19.4	21
3.	Town of Gananoque	169	20.7	21
4.	Loyalist Township	95	23.8	21
5.	Town of Prescott	87	18.7	21
6.	Township of South Frontenac	45	18.6	21
7.	Township of Rideau Lakes	28	15.5	19
8.	Township of Leeds and the Thousand Islands	21	18.9	21
9.	Township of Athens	19	20.4	21
10.	Township of Central Frontenac	18	19.5	21

1 - 17 / 17 < >

JOB TYPE

Full-time vs Part-time



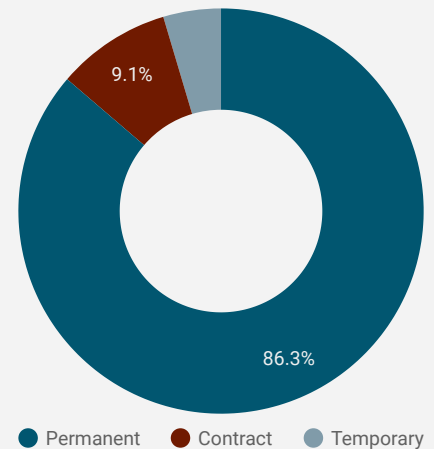
JOB POSTINGS BY COUNTY/CITY

How many job postings were active for at least 1 day this month?

	UPPER TIER	POSTING COUNT	AVG POSTING LENGTH IN DAYS	MEDIAN POSTING LENGTH IN DAYS
1.	Frontenac County	3,302	24.6	21
2.	United Counties of Leeds and Grenville	1,328	19.4	21
3.	County of Lennox and Addington	95	23.8	21

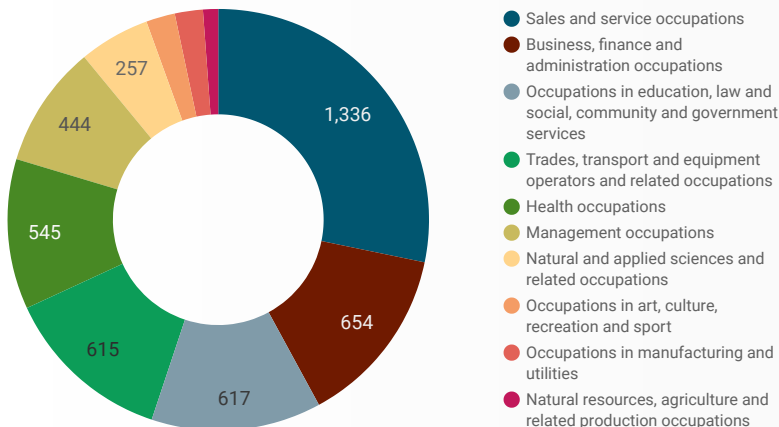
JOB DURATION

Permanency of jobs posted



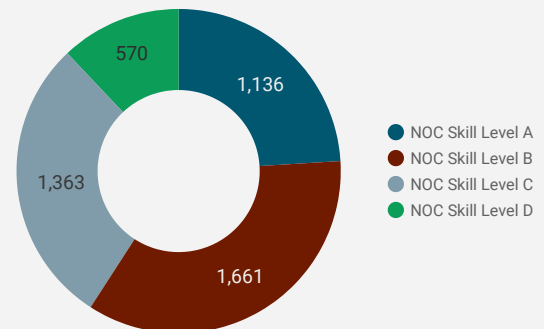
JOB POSTINGS BY JOB CATEGORY

What broad occupational category is being recruited?



JOB POSTINGS BY SKILL LEVEL

What education do occupations typically require?



Skill Level A = Usually University education | Skill Level B = Usually College education or Apprenticeship training | Skill Level C = Usually Secondary education or occupation-specific training | Skill Level D = Usually on-the-job training

TOP HIRING EMPLOYERS & AGENCIES

Who is hiring?











	COMPANY	MUNICIPALITY	POSTINGS COUNT	AVG POSTING LENGTH IN DAYS	MEDIAN POSTING LENGTH IN DAYS
1.	Kingston Health Sciences Centre	City of Kingston	206	51.4	21
2.	Queen's University	City of Kingston	157	20.0	21
3.	Brockville General Hospital	City of Brockville	127	20.6	21
4.	Upper Canada District School Board	City of Brockville	66	10.1	7
5.	Sienna Senior Living	City of Kingston	50	19.8	21
6.	City of Kingston	City of Kingston	49	20.9	21
7.	Trillium Health Care Products Inc.	City of Brockville	46	20.6	21
8.	The City of Kingston	City of Kingston	38	24.8	21
9.	Revera Inc.	City of Kingston	31	30.4	21
10.	St. Lawrence College	City of Kingston	30	14.2	15
11.	Providence Care	City of Kingston	27	65.5	21
12.	VON Canada	City of Kingston	23	68.5	71
13.	Revera Inc.	City of Brockville	22	17.5	20
14.	CFMWS	City of Kingston	22	20.8	21
15.	Ongwanada Resource Centre	City of Kingston	21	18.8	21
16.	Drake International Inc.	City of Brockville	21	21.0	21
17.	Canadian Forces Morale and Welfare Services - CFMWS	City of Kingston	21	12.3	13
18.	Paladin Security	City of Kingston	20	32.7	32
19.	CECCE -Conseil des Écoles catholiques du Centre-Est	City of Kingston	19	24.7	21
20.	Bayshore HealthCare	City of Kingston	19	20.2	21
21.	Kijiji	City of Kingston	18	15.0	15
22.	Kingston Community Health Centres	City of Kingston	17	18.8	21
23.	BELFOR Canada	City of Kingston	17	20.9	21
24.	21 Electronic Warfare Regiment	City of Kingston	16	25.9	21
25.	Adecco Canada	City of Brockville	15	20.9	21
26.	St. Lawrence Parks Commission	City of Kingston	15	21.2	21
27.	Employment + Education Centre	City of Brockville	15	19.4	21
28.	Four Points By Sheraton Kingston	City of Kingston	14	75.0	90
29.	Addiction & Mental Health Services - KFLA	City of Kingston	14	25.9	21
30.	Kingston 1000 Islands Cruises & Trolleys	City of Kingston	14	47.4	55
31.	THE EMPIRE LIFE INS. CO	City of Kingston	14	20.9	21

TOP HOURLY WAGES IN JOB POSTINGS

What are employers willing to pay to find the perfect candidate?

of Minimum Wage Job Postings

129

	JOB TITLE	COMPANY	LOCATION	HOURLY WAGE ▾
1.	Response Captain	C-Tow Marine Assistance Ltd	City of Brockville	320 
2.	Farm Labourer, Fruits/vegetables	Mensen Farm	Township of Rideau Lakes	180 
3.	Private Chef	Chez You Experience Inc.	City of Kingston	100 
4.	Registered Psychotherapist, Couples And Families	The Lighthouse - Le Phare	City of Kingston	90 
5.	Apm Process Analytics Specialist	Adecco Canada	City of Brockville	90 
6.	Registered Nurse (rn)	Priority Healthcare	City of Kingston	85 
7.	Board Certified Behaviour Analyst - Bcba	Quest4Change	City of Kingston	80 
8.	Registered Nurse (rn)	Mapletree Employment Solution Services	City of Kingston	70 
9.	Registered Nurse - Icu	Carecor Health Services	City of Kingston	69 
10.	Nurse Practitioner, Weller Clinic	Kingston Community Health Centres	City of Kingston	67 
11.	Registered Nurse	Millionhands	City of Kingston	65 
12.	Nurse Practitioner - Kidd 7	Kingston Health Sciences Centre	City of Kingston	63 

1 - 100 / 1207 < >

TOP SALARIES IN JOB POSTINGS

What are employers willing to pay to find the perfect candidate?

	JOB TITLE	COMPANY	LOCATION	ANNUAL SALARY ▾
1.	Product Specialist	Pride Marine Group Ltd.	City of Kingston	250,000 
2.	B2c Sales Agent	Centennial Windows & Doors	City of Kingston	250,000 
3.	Automotive Finance Manager	Lexus of Kingston	City of Kingston	200,000 
4.	Associate Dentist	Dr. Craig and Associates	City of Kingston	185,616 
5.	Manager In Training (mit)	Surplus Furniture & Mattress Warehouse	City of Kingston	160,000 
6.	Sales Consultant	Paulette Auto Sales LTD	City of Kingston	150,000 
7.	Rv Finance Manager	401 Auto	City of Kingston	150,000 
8.	Real Estate Sales Representative	Royal LePage Real Estate	City of Kingston	150,000 
9.	Mechanical Engineer	J.L. Richards & Associates Ltd	City of Kingston	150,000 
10.	Owner Operator	Speedy Transport Group Inc.	City of Brockville	150,000 
11.	Auto Body Technician	Assured Automotive Collision	City of Kingston	140,000 
12.	Auto Bodv Refinisher	Assured Automotive Collision	City of Kinaston	140,000 

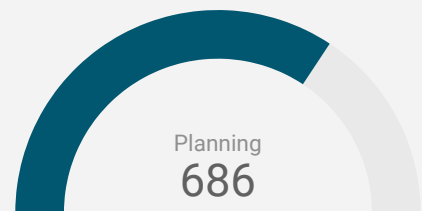
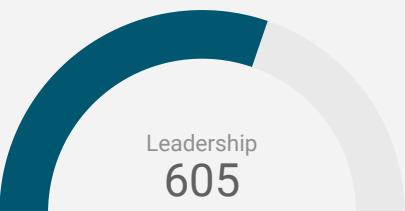
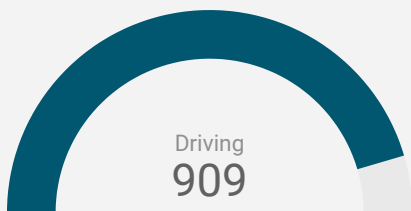
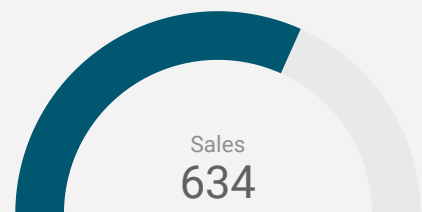
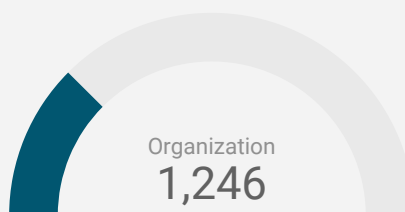
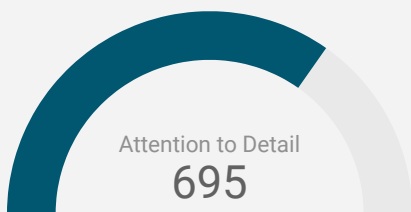
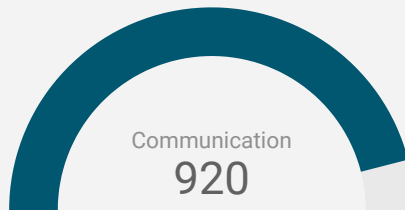
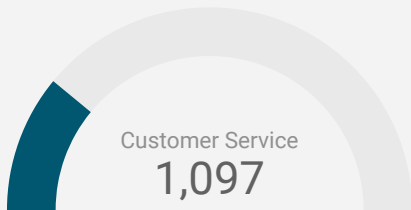
1 - 100 / 1489 < >

TOP IN-DEMAND SKILLS

How many times were these skills found in job postings?

ACTIVE JOB POSTINGS THIS MONTH

4,736



KEY JOB REQUIREMENTS

How often are these requirements desired in job postings?

ACTIVE JOB POSTINGS THIS MONTH

4,736



Driver's License
93



First Aid
392



Regular Access to a Vehicle
251



Criminal Record Check
528



Microsoft Office
360



Food Safety
81

JOB POSTINGS BY SKILL LEVEL, FREQUENCY, & DURATION

What jobs are in-demand and/or hard to fill?

	4 DIGIT NOC	4 DIGIT NOC NAME	SKILL LEVEL	POSTING COUNT	AVG POSTING LENGTH IN DAYS	MEDIAN POSTING LENGTH IN DAYS
1.	6421	Retail salespersons	NOC Skill Level C	240	21.5	21
2.	4412	Home support workers, housekeepers and related occupations	NOC Skill Level C	183	30.9	21
3.	6322	Cooks	NOC Skill Level B	133	23.7	21
4.	3233	Licensed practical nurses	NOC Skill Level B	128	29.4	21
5.	3012	Registered nurses and registered psychiatric nurses	NOC Skill Level A	115	36.4	21
6.	1241	Administrative assistants	NOC Skill Level B	106	17.7	17.5
7.	6711	Food counter attendants, kitchen helpers and related support occupations	NOC Skill Level D	105	29.9	21
8.	6731	Light duty cleaners	NOC Skill Level D	102	25.2	21
9.	0621	Retail and wholesale trade managers	NOC Skill Level A	101	21.8	21
10.	4212	Social and community service workers	NOC Skill Level B	101	22.5	21
11.	7511	Transport truck drivers	NOC Skill Level C	93	21.8	21
12.	7452	Material handlers	NOC Skill Level C	90	20.5	21
13.	5254	Program leaders and instructors in recreation, sport and fitness	NOC Skill Level B	71	19.1	21
14.	6311	Food service supervisors	NOC Skill Level B	71	25.5	21
15.	1243	Medical administrative assistants	NOC Skill Level B	69	18.8	21
16.	7611	Construction trades helpers and labourers	NOC Skill Level D	61	24.5	21
17.	6622	Store shelf stockers, clerks and order fillers	NOC Skill Level D	59	16.4	21
18.	6541	Security guards and related security service occupations	NOC Skill Level C	57	27.2	21
19.	0631	Restaurant and food service managers	NOC Skill Level A	55	23.3	21
20.	4214	Early childhood educators and assistants	NOC Skill Level B	54	21.1	21
21.	6211	Retail sales supervisors	NOC Skill Level B	52	25.0	21
22.	1123	Professional occupations in advertising, marketing and public relations	NOC Skill Level A	51	20.1	21
23.	1221	Administrative officers	NOC Skill Level B	49	26.8	21
24.	6513	Food and beverage servers	NOC Skill Level C	47	21.9	21
25.	7514	Delivery and courier service drivers	NOC Skill Level C	46	17.6	21
26.	0714	Facility operation and maintenance managers	NOC Skill Level A	44	20.3	21
27.	4031	Secondary school teachers	NOC Skill Level A	41	9.3	7
28.	1411	General office support workers	NOC Skill Level C	40	28.0	21
29.	7321	Automotive service technicians, truck and bus mechanics and mechanical repairers	NOC Skill Level B	40	21.3	21

JOB POSTINGS BY 3-DIGIT NATIONAL OCCUPATION CLASSIFICATION

What jobs are hard to fill and/or in-demand?

	3 DIGIT NOC	3 DIGIT NOC NAME	SKILL LEVEL	POSTING COUNT	AVG POSTING LENGTH IN DAYS	MEDIAN POSTING LENGTH IN DAYS
1.	642	Retail salespersons	NOC Skill Level C	115	14.5	17.5
2.	421	Paraprofessional occupations in legal, social, community and education services	NOC Skill Level B	89	12.5	13
3.	673	Cleaners	NOC Skill Level D	88	15.5	15
4.	124	Office administrative assistants - general, legal and medical	NOC Skill Level B	87	11.7	11
5.	751	Motor vehicle and transit drivers	NOC Skill Level C	85	15.8	19
6.	441	Home care providers and educational support occupations	NOC Skill Level C	76	12.5	14
7.	323	Other technical occupations in health care	NOC Skill Level B	69	16.9	21
8.	632	Chefs and cooks	NOC Skill Level B	68	17.6	21
9.	301	Professional occupations in nursing	NOC Skill Level A	59	17.3	21
10.	662	Other sales support and related occupations	NOC Skill Level D	55	11.1	10.5
11.	062	Retail and wholesale trade managers	NOC Skill Level A	53	19.2	21
12.	671	Food counter attendants, kitchen helpers and related support occupations	NOC Skill Level D	52	17.8	21
13.	745	Longshore workers and material handlers	NOC Skill Level C	46	18.8	21
14.	651	Occupations in food and beverage service	NOC Skill Level C	45	17.1	21
15.	631	Service supervisors	NOC Skill Level B	42	16.5	21
16.	122	Administrative and regulatory occupations	NOC Skill Level B	42	15.9	17
17.	112	Human resources and business service professionals	NOC Skill Level A	40	15.8	17
18.	403	Secondary and elementary school teachers and educational counsellors	NOC Skill Level A	40	8.4	7
19.	321	Medical technologists and technicians (except dental health)	NOC Skill Level B	36	19.8	21
20.	525	Athletes, coaches, referees and related occupations	NOC Skill Level B	35	15.4	16
21.	141	General office workers	NOC Skill Level C	34	15.4	19.5
22.	415	Social and community service professionals	NOC Skill Level A	33	14.5	15
23.	011	Senior managers - construction, transportation, production and utilities	NOC Skill Level A	30	16.8	21
24.	063	Managers in food service and accommodation	NOC Skill Level A	30	17.6	21
25.	071	Managers in customer and personal services, n.e.c.	NOC Skill Level A	28	18.3	21
26.	217	Computer and information systems professionals	NOC Skill Level A	27	19.2	21
27.	761	Trades helpers and labourers	NOC Skill Level D	27	20.6	21
28.	861	Harvesting, landscaping and natural resources labourers	NOC Skill Level D	27	19.0	21
29.	143	Financial, insurance and related administrative support workers	NOC Skill Level C	24	14.1	14

JOB POSTINGS BY 2-DIGIT NATIONAL OCCUPATION CLASSIFICATION

What jobs are hard to fill and/or in-demand?

	2 DIGIT NOC	2 DIGIT NOC NAME	SKILL LEVEL	POSTING COUNT	AVG POSTING LENGTH IN DAYS	MEDIAN POSTING LENGTH IN DAYS
1.	67	Service support and other service occupations, n.e.c.	NOC Skill Level D	151	16.4	21
2.	64	Sales representatives and salespersons - wholesale and retail trade	NOC Skill Level C	136	14.6	20
3.	12	Administrative and financial supervisors and administrative occupations	NOC Skill Level B	135	13.4	14.5
4.	63	Service supervisors and specialized service occupations	NOC Skill Level B	120	17.4	21
5.	65	Service representatives and other customer and personal services occupations	NOC Skill Level C	113	18.0	21
6.	32	Technical occupations in health	NOC Skill Level B	110	17.9	21
7.	75	Transport and heavy equipment operation and related maintenance occupations	NOC Skill Level C	103	16.3	21
8.	06	Middle management occupations in retail and wholesale trade and customer services	NOC Skill Level A	93	16.8	21
9.	42	Paraprofessional occupations in legal, social, community and education services	NOC Skill Level B	89	12.5	13
10.	44	Care providers and educational, legal and public protection support occupations	NOC Skill Level C	78	12.9	14
11.	72	Industrial, electrical and construction trades	NOC Skill Level B	75	19.0	21
12.	66	Sales support occupations	NOC Skill Level D	74	12.7	14
13.	74	Other installers, repairers and servicers and material handlers	NOC Skill Level C	64	19.0	21
14.	22	Technical occupations related to natural and applied sciences	NOC Skill Level B	61	18.8	21
15.	14	Office support occupations	NOC Skill Level C	61	15.1	19.5
16.	30	Professional occupations in nursing	NOC Skill Level A	59	17.3	21
17.	11	Professional occupations in business and finance	NOC Skill Level A	58	17.5	20
18.	41	Professional occupations in law and social, community and government services	NOC Skill Level A	53	13.6	15
19.	21	Professional occupations in natural and applied sciences	NOC Skill Level A	53	18.9	21
20.	62	Retail sales supervisors and specialized sales occupations	NOC Skill Level B	50	14.6	14
21.	52	Technical occupations in art, culture, recreation and sport	NOC Skill Level B	44	16.5	21
22.	40	Professional occupations in education services	NOC Skill Level A	43	8.4	7
23.	01	Senior managers - construction, transportation, production and utilities	NOC Skill Level A	41	17.2	21
24.	73	Maintenance and equipment operation trades	NOC Skill Level B	40	16.7	21
25.	31	Professional occupations in health (except nursing)	NOC Skill Level A	35	15.1	20
26.	15	Distribution, tracking and scheduling co-ordination occupations	NOC Skill Level C	32	18.0	21
27.	76	Trades helpers, construction labourers and related occupations	NOC Skill Level D	30	20.6	21

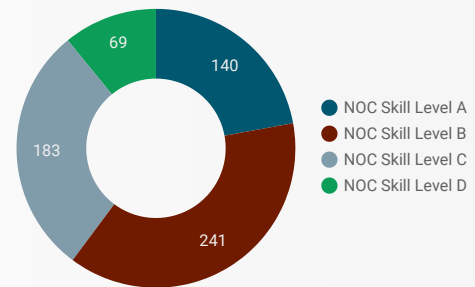
MULTILINGUAL JOB POSTINGS BY THE NUMBERS

ACTIVE POSTINGS	NEW POSTINGS	COMPANIES	LANGUAGES	# OF DAYS POSTED
635	0	315	6	AVERAGE: 25.0 MEDIAN: 21

MULTILINGUAL JOB POSTINGS BY SKILL LEVEL

What language skills are employers looking for by occupational skill level?

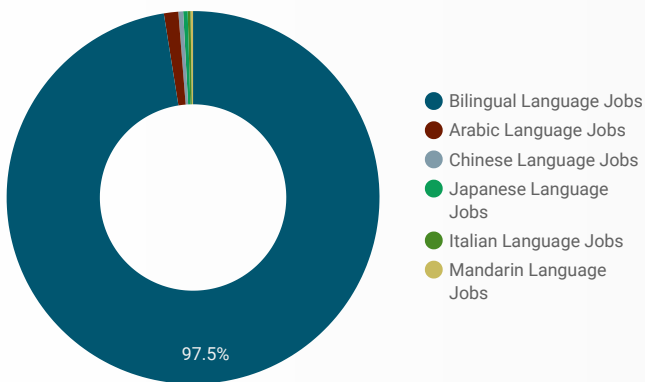
- 140 Skill Level A - Management/ Professional Occupations usually requiring University
- 241 Skill Level B - Usually college education or apprenticeship training
- 183 Skill Level C - Usually secondary education or occupation-specific training
- 69 Skill Level D - Usually on-the-job training



LANGUAGES	NOC Skill Level A	NOC Skill Level B	NOC Skill Level C	NOC Skill Level D
Bilingual Lang...	138	232	179	69
Arabic Langu...		7		
Italian Langu...		1	1	
Mandarin Lan...			2	
Japanese Lan...	2			
Chinese Lang...		1	1	

LANGUAGE SKILLS BREAKDOWN

Which kinds of language skills do employers seek?



LANGUAGES	POSTING COUNT
1. Bilingual Language Jobs	620
2. Arabic Language Jobs	7
3. Mandarin Language Jobs	2
4. Chinese Language Jobs	2
5. Japanese Language Jobs	2

1 - 6 / 6 < >

Post Date Timeline of this Month's Active Job Postings



LANGUAGE SKILLS BEING RECRUITED BY JOB CATEGORY

What language skills are sought by 1-Digit NOC?

BROAD OCCUPATIONAL CATEGORY	Bilingual ...	Arabic La...	Italian La...	Mandarin...	Japanese...	Chinese ...	Grand total
Business, finance and administration occup...	94	1					95
Health occupations	59						59
Management occupations	29				2		31
Natural and applied sciences and related o...	30						30
Natural resources, agriculture and related p...	10						10
Occupations in art, culture, recreation and s...	37						37
Occupations in education, law and social, c...	142	6					148
Occupations in manufacturing and utilities	7						7
Sales and service occupations	145		2	2		1	150
Trades, transport and equipment operators ...	65					1	66
Grand total	618	7	2	2	2	2	633

MULTILINGUAL JOB POSTINGS BY MUNICIPALITY

What language skills are sought by 4-Digit NOC?

	MUNICIPALITY	JOB LANGUAGES ▾	AVG POSTING LENGTH IN DAYS	MEDIAN POSTING LENGTH IN DAYS
1.	City of Kingston	453	27.3	21
2.	City of Brockville	84	22.8	21
3.	Loyalist Township	24	12.9	16.5
4.	Town of Gananoque	24	19.9	21
5.	Township of South Frontenac	14	16.8	21
6.	Town of Prescott	11	19.0	21
7.	Township of Leeds and the Thousand Islands	6	19.0	19
8.	Township of Central Frontenac	6		
9.	Township of Rideau Lakes	6	13.5	13.5

LANGUAGE DEMAND BY JOB

What language skills are sought by 4-Digit NOC?

4 DIGIT NOC NAME	POSTINGS
1. Home support workers, housekeepers and re...	38
2. Social and community service workers	32
3. Early childhood educators and assistants	30
4. Professional occupations in advertising, mar...	18
5. Retail salespersons	18
6. Licensed practical nurses	17
7. Program leaders and instructors in recreatio...	16
8. Technical occupations related to museums a...	16
9. Food counter attendants, kitchen helpers an...	14
10. Cooks	14
11. General office support workers	12
12. Administrative officers	11
13. Administrative assistants	11
14. Construction trades helpers and labourers	10
15. Janitors, caretakers and building superintend...	10
16. Tour and travel guides	10
17. Security guards and related security service ...	9
18. Landscaping and grounds maintenance labo...	9
19. Food service supervisors	9
20. Elementary school and kindergarten teachers	9
21. Registered nurses and registered psychiatric ...	9
22. Medical administrative assistants	9
23. Social workers	9
24. Material handlers	8
25. Other customer and information services rep...	8
26. Residential and commercial installers and se...	8
27. Managers in health care	7
28. Retail and wholesale trade managers	7
29. Nursing co-ordinators and supervisors	7
30. Light duty cleaners	7
31. Other instructors	6
32. Hotel front desk clerks	6

1 - 100 / 152 < >

MULTILINGUAL HIRING EMPLOYERS

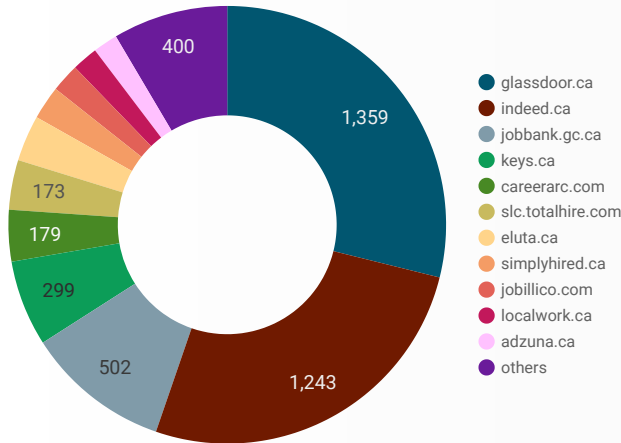
Which employers are seeking multilingual candidates?

COMPANY	POSTINGS
1. CECCE -Conseil des Ã©coles catholiques du Centre-Est	9
2. Kingston Community Health Centres	6
3. Symphony Spa & Yoga	6
4. Canadian Forces Morale and Welfare Services - CFMWS	5
5. CFMWS	4
6. City of Kingston	4
7. Power Staffing Solutions	4
8. Canadian Forces Morale & Welfare Services	4
9. Sensity Deafblind and Sensory Support Network of Canada	4
10. Addiction & Mental Health Services - KFLA	4
11. Frontenac County Schools Musuem	4
12. Serco Canada Inc.	3
13. Ongwanada Resource Centre	3
14. Kingston Military Family Resource Centre	3
15. Kingsbridge Retirement Community	3
16. Revera- Arbour Heights	3
17. Limestone District School Board	3
18. The Royal Ottawa Mental Health Centre	3
19. Leisure Days RV Group	3
20. Upper Canada District School Board	2
21. CMHA Thames Valley Addiction and Mental Health...	2
22. The Salvation Army Kingston Citadel Community and Family Services	2
23. Parcs Canada	2
24. Penningtons	2
25. McLaren Tree Care	2
26. Lafarge Canada Inc	2
27. CMHA Thames Valley Addiction and Mental Health Services	2
28. The Salvation Army Kingston Community & Family Services	2

1 - 50 / 218 < >

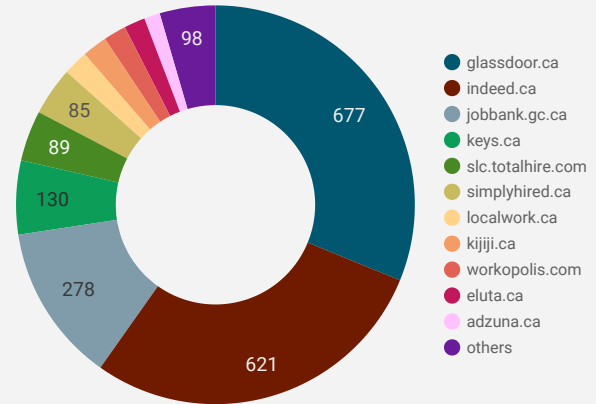
JOB POSTINGS BY JOB BOARD

What share of unique job postings appear on each job board?



COMPANIES BY JOB BOARD

What share of unique job postings appear on each job board?



JOB POSTING DETAILS BY JOB BOARD

How does job posting activity differ by job board?

	JOB BOARD	POSTING COUNT	AVG POSTING LENGTH IN DAYS	MEDIAN POSTING LENGTH IN DAYS	# OF COMPANIES
1.	glassdoor.ca	1,359	20.9	21	677
2.	indeed.ca	1,243	20.2	21	621
3.	jobbank.gc.ca	502	32.7	18	278
4.	keys.ca	299	29.0	21	130
5.	careerarc.com	179	61.7	37	9
6.	slc.totalhire.com	173	33.1	27	89
7.	eluta.ca	160	21.0	21	37
8.	simplyhired.ca	117	19.8	21	85
9.	jobillico.com	99	22.3	12	23
10.	localwork.ca	90	8.7	5	44
11.	adzuna.ca	86	14.0	14	28
12.	network.applytoeducation.com	85	7.0	7	3
13.	kijiji.ca	69	15.0	15	44
14.	rncareers.ca	60	28.9	14	13
15.	workopolis.com	46			40
16.	gojobs.gov.on.ca	45	30.8	19	11
17.	emploisfp-psjobs.cfp-psc.gc.ca	35	125.0	103	15
18.	careerbuilder.ca	18	32.7	41	4